

EUROPEAN LE MANS SERIES

4 HOURS OF PAUL RICARD

Free Practice 1

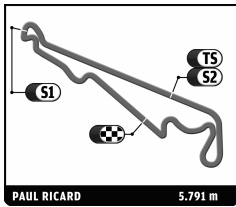
Classification

Nr.	Team	Drivers	Car	Cl	Ty	Time	Lap	Total	Gap	Kph
1	36 SIGNATECH ALPINE	P. CHATIN / N. PANCIATICI / O. WEBB	Alpine A450b - Nissan	LMP2	D	1:50.117	22	37	-	189.3
2	46 THIRIET BY TDS RACING	P. THIRIET / L. BADEY / T. GOMMENDY	Ligier JS P2 - Nissan	LMP2	D	1:50.320	11	36	+0.203	189.0
3	43 NEWBLOOD BY MORAND RACING	C. KLJEN / G. HIRSCH / P. RAGUES	Morgan - Judd	LMP2	D	1:50.509	31	34	+0.392	188.7
4	48 MURPHY PROTOTYPES	P. DERANI / N. BERTHON / R. GONZALEZ	Oreca 03R - Nissan	LMP2	D	1:50.771	19	37	+0.654	188.2
5	28 GREAVES MOTORSPORT	L. BACHETA / M. SHULZHITSKIY	Zytek Z115N - Nissan	LMP2	D	1:50.959	23	32	+0.842	187.9
6	34 RACE PERFORMANCE	M. FREY / F. MAILLEUX	Oreca 03 - Judd	LMP2	D	1:51.004	30	36	+0.887	187.8
7	38 JOTA SPORT	S. DOLAN / H. TINCINELL / F. ALBUQUERQUE	Zytek Z115N - Nissan	LMP2	D	1:51.621	11	38	+1.504	186.8
8	24 SEBASTIEN LOEB RACING	Y. CAPILLAIRE / A. RODA / A. PIC	Oreca 03R - Nissan	LMP2	M	1:52.100	39	39	+1.983	186.0
9	29 PEGASUS RACING	J. SCHELL / N. LEUTWILER / J. COLEMAN	Morgan - Nissan	LMP2	D	1:53.155	14	35	+3.038	184.2
10	41 GREAVES MOTORSPORT	M. MCMURRY / J. MOWLEM	Zytek Z115N - Nissan	LMP2	D	1:55.120	23	33	+5.003	181.1
11	55 AF CORSE	D. CAMERON / M. GRIFFIN / M. RUGOLO	Ferrari F458 Italia	LMGTE	M	1:57.323	9	38	+7.206	177.7
12	72 SMP RACING	A. BERTOLINI / V. SHAITAR / S. ZLOBIN	Ferrari F458 Italia	LMGTE	M	1:57.545	12	38	+7.428	177.4
13	85 GULF RACING UK	R. GOETHE / S. HALL / D. BROWN	Aston Martin Vantage V8	LMGTE	M	1:57.695	11	26	+7.578	177.1
14	80 KESSEL RACING	M. BRONISZEWSKI / G. PICCINI	Ferrari F458 Italia	LMGTE	M	1:57.929	27	33	+7.812	176.8
15	70 AF CORSE	F. FERRODO / E. COLLARD / Y. HALLEGOL	Ferrari F458 Italia	LMGTE	M	1:57.932	13	31	+7.815	176.8
16	66 JMW MOTORSPORT	D. MCKENZIE / G. RICHARDSON / J. WALKER	Ferrari F458 Italia	LMGTE	D	1:58.253	10	37	+8.136	176.3
17	86 GULF RACING UK	M. WAINWRIGHT / A. CARROLL / B. BARKER	Porsche 911 RSR	LMGTE	M	1:58.686	6	31	+8.569	175.7
18	56 AT RACING	A. TALKANITSA / P. KAFFER	Ferrari F458 Italia	LMGTE	M	1:58.743	13	35	+8.626	175.6
19	54 AF CORSE	P. FERAZZINI / M. CIOCI / M. LYONS	Ferrari F458 Italia	LMGTE	M	1:58.956	27	38	+8.839	175.3
20	58 TEAM SOFREV-ASP	F. BARTHEZ / A. PONS / S. AYARI	Ferrari F458 Italia	LMGTE	M	1:59.073	32	33	+8.956	175.1
21	71 SMP RACING	K. LADYGIN / A. BASOV / L. PERSIANI	Ferrari F458 Italia GT3	GTC	M	1:59.140	8	37	+9.023	175.0
22	81 KESSEL RACING	T. KEMENATER / M. CRESSONI	Ferrari F458 Italia	LMGTE	M	1:59.196	7	20	+9.079	174.9
23	76 IMSA PERFORMANCE MATMUT	R. NARAC / N. ARMINDO / C. NIELSEN	Porsche 911 GT3 RSR	LMGTE	M	1:59.275	5	32	+9.158	174.8
24	57 SMP RACING	B. ROTENBERG / M. SALO / M. MEDIANI	Ferrari F458 Italia GT3	GTC	M	1:59.369	19	32	+9.252	174.6
25	73 SMP RACING	O. BERETTA / D. MARKOZOV / A. LADYGIN	Ferrari F458 Italia GT3	GTC	M	1:59.928	4	36	+9.811	173.8
26	98 ART GRAND PRIX	K. KORJUS / G. DEMOUSTIER / Y. GOUDY	McLaren MP4 12C GT3	GTC	M	1:59.943	8	32	+9.826	173.8
27	67 IMSA PERFORMANCE MATMUT	E. MARIS / J. MERLIN / E. HELARY	Porsche 911 GT3 RSR	LMGTE	M	1:59.944	23	31	+9.827	173.8
28	59 TEAM SOFREV-ASP	C. BOURRET / P. GIBON / J. BELLOC	Ferrari F458 Italia GT3	GTC	M	1:59.980	9	37	+9.863	173.8
29	78 TEAM RUSSIA BY BARWELL	L. MACHITSKI / T. SARDAROV / J. COCKER	BMW Z4 GT3	GTC	M	1:59.997	8	35	+9.880	173.7
30	93 PRO GT BY ALMERAS	F. PERERA / L. LASSEERE / E. DERMONT	Porsche 997 GT3R	GTC	M	2:00.092	7	19	+9.975	173.6
31	94 AF CORSE	T. FLOHR / F. CASTELLACCI / A. RIZZOLI	Ferrari F458 Italia GT3	GTC	M	2:00.232	12	34	+10.115	173.4
32	75 PROSPEED COMPETITION	M. VAN SPILUNTEREN / G. VANNELET / M. PARISY	Porsche GT3 R	GTC	M	2:00.319	6	30	+10.202	173.3
33	99 ART GRAND PRIX	R. GONZALEZ / K. AJLANI / A. BRUNDLE	McLaren MP4 12C GT3	GTC	M	2:00.358	11	32	+10.241	173.2
34	60 FORMULA RACING	J. LAURSEN / M. MAC / J. MAGNUSSEN	Ferrari F458 Italia GT3	GTC	M	2:00.390	17	33	+10.273	173.2
35	95 AF CORSE	A. DE LEENER / C. SBIRRAZZUOLI	Ferrari F458 Italia GT3	GTC	M	2:00.687	28	32	+10.570	172.7
36	92 OMBRA RACING	M. CORDONI / M. ZANUTTINI	Ferrari F458 Italia GT3	GTC	M	2:01.744	13	32	+11.627	171.2
37	63 AF CORSE	M. RASMUSSEN / F. BARREIROS	Ferrari F458 Italia GT3	GTC	M	2:03.089	37	38	+12.972	169.4

Fastest Lap Lap 22 Nelson PANCIATICI **1:50.117** 189.3 Kph

Nr 38 Harry TINCINELL ALL LAPTIMES DELETED DUE TO STEWARDS DECISION Nr 4

Published at:	Track Temp: 0,00 °C	Air Temp: 22,00 °C	Track Status: DRY
Race Director:		Timekeeper:	



EUROPEAN LE MANS SERIES

4 HOURS OF PAUL RICARD

Free Practice 1

Classification by Class

Nr.	Team	Drivers	Car	Ty	Time	Lap	Total	Gap	Kph
LMP2									
1	36 SIGNATECH ALPINE	P. CHATIN / N. PANCIATICI / O. WEBB	Alpine A450b - Nissan	D	1:50.117	22	37		189.3
2	46 THIRIET BY TDS RACING	P. THIRIET / L. BADEY / T. GOMMENDY	Ligier JS P2 - Nissan	D	1:50.320	11	36	+0.203	+0.203 189.0
3	43 NEWBLOOD BY MORAND RACING	C. KLJEN / G. HIRSCH / P. RAGUES	Morgan - Judd	D	1:50.509	31	34	+0.392	+0.189 188.7
4	48 MURPHY PROTOTYPES	P. DERANI / N. BERTHON / R. GONZALEZ	Oreca 03R - Nissan	D	1:50.771	19	37	+0.654	+0.262 188.2
5	28 GREAVES MOTORSPORT	L. BACHETA / M. SHULZHITSKIY	Zytek Z11SN - Nissan	D	1:50.959	23	32	+0.842	+0.188 187.9
6	34 RACE PERFORMANCE	M. FREY / F. MAILLEUX	Oreca 03 - Judd	D	1:51.004	30	36	+0.887	+0.045 187.8
7	38 JOTA SPORT	S. DOLAN / H. TINCKNELL / F. ALBUQUERQUE	Zytek Z11SN - Nissan	D	1:51.621	11	38	+1.504	+0.617 186.8
8	24 SEBASTIEN LOEB RACING	V. CAPILLAIRE / A. RODA / A. PIC	Oreca 03R - Nissan	M	1:52.100	39	39	+1.983	+0.479 186.0
9	29 PEGASUS RACING	J. SCHELL / N. LEUTWILER / J. COLEMAN	Morgan - Nissan	D	1:53.155	14	35	+3.038	+1.055 184.2
10	41 GREAVES MOTORSPORT	M. MCMURRY / J. MOWLEM	Zytek Z11SN - Nissan	D	1:55.120	23	33	+5.003	+1.965 181.1
LMGTE									
1	55 AF CORSE	D. CAMERON / M. GRIFFIN / M. RUGOLO	Ferrari F458 Italia	M	1:57.323	9	38		177.7
2	72 SMP RACING	A. BERTOLINI / V. SHAITAR / S. ZLOBIN	Ferrari F458 Italia	M	1:57.545	12	38	+0.222	+0.222 177.4
3	85 GULF RACING UK	R. GOETHE / S. HALL / D. BROWN	Aston Martin Vantage V8	M	1:57.695	11	26	+0.372	+0.150 177.1
4	80 KESSEL RACING	M. BRONISZEWSKI / G. PICCINI	Ferrari F458 Italia	M	1:57.929	27	33	+0.606	+0.234 176.8
5	70 AF CORSE	F. PERRODO / E. COLLARD / Y. MALLEGOL	Ferrari F458 Italia	M	1:57.932	13	31	+0.609	+0.003 176.8
6	66 JMW MOTORSPORT	D. MCKENZIE / G. RICHARDSON / J. WALKER	Ferrari F458 Italia	D	1:58.253	10	37	+0.930	+0.321 176.3
7	86 GULF RACING UK	M. WAINWRIGHT / A. CARROLL / B. BARKER	Porsche 911 RSR	M	1:58.686	6	31	+1.363	+0.433 175.7
8	56 AT RACING	A. TALKANITSA / P. KAFFER	Ferrari F458 Italia	M	1:58.743	13	35	+1.420	+0.057 175.6
9	54 AF CORSE	P. PERAZZINI / M. CIOCI / M. LYONS	Ferrari F458 Italia	M	1:58.956	27	38	+1.633	+0.213 175.3
10	58 TEAM SOFREV-ASP	F. BARTHEZ / A. PONS / S. AYARI	Ferrari F458 Italia	M	1:59.073	32	33	+1.750	+0.117 175.1
11	81 KESSEL RACING	T. KEMENATER / M. CRESSONI	Ferrari F458 Italia	M	1:59.196	7	20	+1.873	+0.123 174.9
12	76 IMSA PERFORMANCE MATMUT	R. NARAC / N. ARMINDO / C. NIELSEN	Porsche 911 GT3 RSR	M	1:59.275	5	32	+1.952	+0.079 174.8
13	67 IMSA PERFORMANCE MATMUT	E. MARIS / J. MERLIN / E. HELARY	Porsche 911 GT3 RSR	M	1:59.944	23	31	+2.621	+0.669 173.8
GT3									
1	71 SMP RACING	K. LADYGIN / A. BASOV / L. PERSIANI	Ferrari F458 Italia GT3	M	1:59.140	8	37		175.0
2	57 SMP RACING	B. ROTENBERG / M. SALO / M. MEDIANI	Ferrari F458 Italia GT3	M	1:59.369	19	32	+0.229	+0.229 174.6
3	73 SMP RACING	O. BERETTA / D. MARKOZOV / A. LADYGIN	Ferrari F458 Italia GT3	M	1:59.928	4	36	+0.788	+0.559 173.8
4	98 ART GRAND PRIX	K. KORJUS / G. DEMOUSTIER / Y. GOUDY	McLaren MP4 12C GT3	M	1:59.943	8	32	+0.803	+0.015 173.8
5	59 TEAM SOFREV-ASP	C. BOURRET / P. GIBON / J. BELLOC	Ferrari F458 Italia GT3	M	1:59.980	9	37	+0.840	+0.037 173.8
6	78 TEAM RUSSIA BY BARWELL	L. MACHITSKI / T. SARDAROV / J. COCKER	BMW Z4 GT3	M	1:59.997	8	35	+0.857	+0.017 173.7
7	93 PRO GT BY ALMERAS	F. PERERA / L. LASSERRE / E. DERMONT	Porsche 997 GT3R	M	2:00.092	7	19	+0.952	+0.095 173.6
8	94 AF CORSE	T. FLOHR / F. CASTELLACCI / A. RIZZOI	Ferrari F458 Italia GT3	M	2:00.232	12	34	+1.092	+0.140 173.4
9	75 PROSPEED COMPETITION	M. VAN SPLUNTEREN / G. YANNELET / M. PARISY	Porsche GT3 R	M	2:00.319	6	30	+1.179	+0.087 173.3
10	99 ART GRAND PRIX	R. GONZALEZ / K. AJLANI / A. BRUNDLE	McLaren MP4 12C GT3	M	2:00.358	11	32	+1.218	+0.039 173.2
11	60 FORMULA RACING	J. LAURSEN / M. MAC / J. MAGNUSSEN	Ferrari F458 Italia GT3	M	2:00.390	17	33	+1.250	+0.032 173.2
12	95 AF CORSE	A. DE LEENER / C. SBIRRAZZUOLI	Ferrari F458 Italia GT3	M	2:00.687	28	32	+1.547	+0.297 172.7
13	92 OMBRA RACING	M. CORDONI / M. ZANUTTINI	Ferrari F458 Italia GT3	M	2:01.744	13	32	+2.604	+1.057 171.2
14	63 AF CORSE	M. RASMUSSEN / F. BARREIROS	Ferrari F458 Italia GT3	M	2:03.089	37	38	+3.949	+1.345 169.4

Nr 38 Harry TINCKNELL ALL LAPTIMES DELETED DUE TO STEWARDS DECISION Nr 4

Published at:

Track Temp: **0,00 °C**

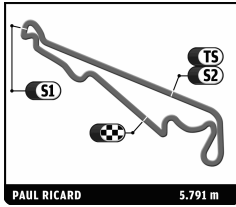
Air Temp: **22,00 °C**

Track Status:

DRY

Race Director:

Timekeeper:



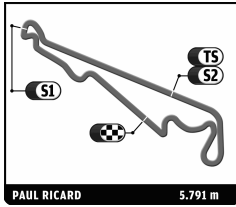
EUROPEAN LE MANS SERIES

4 HOURS OF PAUL RICARD

Free Practice 1

Classification by Driver Fastest Lap

Nr	Team	Car	Class	Driver	Time	Lap	Total	Gap	Kph
1	36 SIGNATECH ALPINE	Alpine A450b - Nissan	LMP2	Nelson PANCIATICI	1:50.117	9	12		189.3
2	46 THIRIET BY TDS RACING	Ligier JS P2 - Nissan	LMP2	Ludovic BADEY	1:50.320	11	12	0.203	189.0
3	43 NEWBLOOD BY MORAND RACING	Morgan - Judd	LMP2	Christian KLJEN	1:50.509	7	10	0.392	188.7
4	36 SIGNATECH ALPINE	Alpine A450b - Nissan	LMP2	Oliver WEBB	1:50.640	11	12	0.523	188.4
5	48 MURPHY PROTOTYPES	Oreca 03R - Nissan	LMP2	Nathanael BERTHON	1:50.771	6	13	0.654	188.2
6	28 GREAVES MOTORSPORT	Zytek Z11SN - Nissan	LMP2	Luciano BACHETA	1:50.959	23	25	0.842	187.9
7	34 RACE PERFORMANCE	Oreca 03 - Judd	LMP2	Michel FREY	1:51.004	29	35	0.887	187.8
8	46 THIRIET BY TDS RACING	Ligier JS P2 - Nissan	LMP2	Tristan GOMMENDY	1:51.158	12	12	1.041	187.5
9	46 THIRIET BY TDS RACING	Ligier JS P2 - Nissan	LMP2	Pierre THIRIET	1:51.181	11	12	1.064	187.5
10	36 SIGNATECH ALPINE	Alpine A450b - Nissan	LMP2	Paul-Loup CHATIN	1:51.482	10	13	1.365	187.0
11	38 JOTA SPORT	Zytek Z11SN - Nissan	LMP2	Filipe ALBUQUERQUE	1:51.621	11	12	1.504	186.8
12	43 NEWBLOOD BY MORAND RACING	Morgan - Judd	LMP2	Gary HIRSCH	1:51.651	6	13	1.534	186.7
13	48 MURPHY PROTOTYPES	Oreca 03R - Nissan	LMP2	Pipo DERANI	1:51.662	11	13	1.545	186.7
14	24 SEBASTIEN LOEB RACING	Oreca 03R - Nissan	LMP2	Arthur PIC	1:52.100	21	21	1.983	186.0
15	38 JOTA SPORT	Zytek Z11SN - Nissan	LMP2	Simon DOLAN	1:52.288	13	14	2.171	185.7
16	48 MURPHY PROTOTYPES	Oreca 03R - Nissan	LMP2	Rodolfo GONZALEZ	1:52.807	11	11	2.690	184.8
17	43 NEWBLOOD BY MORAND RACING	Morgan - Judd	LMP2	Pierre RAGUES	1:53.121	8	11	3.004	184.3
18	29 PEGASUS RACING	Morgan - Nissan	LMP2	Julien SCHELL	1:53.155	14	15	3.038	184.2
19	29 PEGASUS RACING	Morgan - Nissan	LMP2	Nicolas LEUTWILER	1:53.487	11	12	3.370	183.7
20	28 GREAVES MOTORSPORT	Zytek Z11SN - Nissan	LMP2	Mark SHULZHITSKY	1:54.296	5	7	4.179	182.4
21	41 GREAVES MOTORSPORT	Zytek Z11SN - Nissan	LMP2	Johnny MOWLEM	1:55.120	11	12	5.003	181.1
22	41 GREAVES MOTORSPORT	Zytek Z11SN - Nissan	LMP2	Matthew MCMURRY	1:55.292	17	21	5.175	180.8
23	29 PEGASUS RACING	Morgan - Nissan	LMP2	Jonathan COLEMAN	1:55.903	7	8	5.786	179.9
24	24 SEBASTIEN LOEB RACING	Oreca 03R - Nissan	LMP2	Vincent CAPILLAIRE	1:56.213	3	6	6.096	179.4
25	24 SEBASTIEN LOEB RACING	Oreca 03R - Nissan	LMP2	Andrea RODA	1:56.237	11	12	6.120	179.4
26	55 AF CORSE	Ferrari F458 Italia	LMGTE	Matt GRIFFIN	1:57.323	9	11	7.206	177.7
27	72 SMP RACING	Ferrari F458 Italia	LMGTE	Andrea BERTOLINI	1:57.545	12	13	7.428	177.4
28	85 GULF RACING UK	Aston Martin Vantage V8	LMGTE	Stuart HALL	1:57.695	11	12	7.578	177.1
29	80 KESSEL RACING	Ferrari F458 Italia	LMGTE	Giacomo PICCINI	1:57.929	12	18	7.812	176.8
30	70 AF CORSE	Ferrari F458 Italia	LMGTE	Emmanuel COLLARD	1:57.932	12	16	7.815	176.8
31	66 JMW MOTORSPORT	Ferrari F458 Italia	LMGTE	James WALKER	1:58.253	10	11	8.136	176.3
32	86 GULF RACING UK	Porsche 911 RSR	LMGTE	Adam CARROLL	1:58.686	6	9	8.569	175.7
33	56 AT RACING	Ferrari F458 Italia	LMGTE	Alexander TALKANITSIA	1:58.743	4	5	8.626	175.6
34	55 AF CORSE	Ferrari F458 Italia	LMGTE	Michele RUGOLO	1:58.884	9	13	8.767	175.4
35	56 AT RACING	Ferrari F458 Italia	LMGTE	Pierre KAFFER	1:58.926	8	30	8.809	175.3
36	54 AF CORSE	Ferrari F458 Italia	LMGTE	Michael LYONS	1:58.956	10	11	8.839	175.3
37	72 SMP RACING	Ferrari F458 Italia	LMGTE	Viktor SHAITAR	1:58.959	8	11	8.842	175.3
38	54 AF CORSE	Ferrari F458 Italia	LMGTE	Marco CIOCI	1:59.015	13	17	8.898	175.2
39	58 TEAM SOFREV-ASP	Ferrari F458 Italia	LMGTE	Soheil AYARI	1:59.073	10	11	8.956	175.1
40	71 SMP RACING	Ferrari F458 Italia GT3	GTC	Luca PERSIANI	1:59.140	8	9	9.023	175.0
41	81 KESSEL RACING	Ferrari F458 Italia	LMGTE	Matteo CRESSONI	1:59.196	3	8	9.079	174.9
42	76 IMSA PERFORMANCE MATMUT	Porsche 911 GT3 RSR	LMGTE	Raymond NARAC	1:59.275	5	15	9.158	174.8
43	66 JMW MOTORSPORT	Ferrari F458 Italia	LMGTE	George RICHARDSON	1:59.301	12	15	9.184	174.7
44	58 TEAM SOFREV-ASP	Ferrari F458 Italia	LMGTE	Fabien BARTHEZ	1:59.312	10	12	9.195	174.7
45	57 SMP RACING	Ferrari F458 Italia GT3	GTC	Mika SALO	1:59.369	7	8	9.252	174.6
46	66 JMW MOTORSPORT	Ferrari F458 Italia	LMGTE	Daniel MCKENZIE	1:59.535	10	11	9.418	174.4
47	58 TEAM SOFREV-ASP	Ferrari F458 Italia	LMGTE	Anthony PONS	1:59.543	5	10	9.426	174.4
48	57 SMP RACING	Ferrari F458 Italia GT3	GTC	Maurizio MEDIANI	1:59.663	11	12	9.546	174.2
49	86 GULF RACING UK	Porsche 911 RSR	LMGTE	Ben BARKER	1:59.907	2	2	9.790	173.9
50	72 SMP RACING	Ferrari F458 Italia	LMGTE	Sergey ZLOBIN	1:59.917	8	14	9.800	173.9
51	73 SMP RACING	Ferrari F458 Italia GT3	GTC	David MARKOZOV	1:59.928	4	12	9.811	173.8
52	98 ART GRAND PRIX	McLaren MP4 12C GT3	GTC	Kevin KORJUS	1:59.943	8	9	9.826	173.8
53	67 IMSA PERFORMANCE MATMUT	Porsche 911 GT3 RSR	LMGTE	Eric HELARY	1:59.944	7	9	9.827	173.8
54	59 TEAM SOFREV-ASP	Ferrari F458 Italia GT3	GTC	Jean-Philippe BELLOC	1:59.980	9	10	9.863	173.8
55	80 KESSEL RACING	Ferrari F458 Italia	LMGTE	Michael BRONISZEWSKI	1:59.990	14	15	9.873	173.7
56	78 TEAM RUSSIA BY BARWELL	BMW Z4 GT3	GTC	Jonathan COCKER	1:59.997	8	9	9.880	173.7
57	55 AF CORSE	Ferrari F458 Italia	LMGTE	Duncan CAMERON	2:00.030	12	14	9.913	173.7
58	93 PRO GT BY ALMERAS	Porsche 997 GT3R	GTC	Franck PERERA	2:00.092	7	8	9.975	173.6
59	94 AF CORSE	Ferrari F458 Italia GT3	GTC	Francesco CASTELLACCI	2:00.232	12	13	10.115	173.4
60	75 PROSPEED COMPETITION	Porsche GT3 R	GTC	Mike PARISY	2:00.319	6	15	10.202	173.3
61	99 ART GRAND PRIX	McLaren MP4 12C GT3	GTC	Alex BRUNDLE	2:00.358	11	12	10.241	173.2
62	60 FORMULA RACING	Ferrari F458 Italia GT3	GTC	Jan MAGNUSSEN	2:00.390	5	11	10.273	173.2
63	71 SMP RACING	Ferrari F458 Italia GT3	GTC	Kirill LADYGIN	2:00.468	10	11	10.351	173.1
64	73 SMP RACING	Ferrari F458 Italia GT3	GTC	Anton LADYGIN	2:00.498	11	13	10.381	173.0
65	73 SMP RACING	Ferrari F458 Italia GT3	GTC	Olivier BERETTA	2:00.501	9	11	10.384	173.0
66	60 FORMULA RACING	Ferrari F458 Italia GT3	GTC	Johnny LAURSEN	2:00.680	11	12	10.563	172.8
67	95 AF CORSE	Ferrari F458 Italia GT3	GTC	Cedric SBIRAZZUOLI	2:00.687	13	17	10.570	172.7
68	70 AF CORSE	Ferrari F458 Italia	LMGTE	Yannick MALLEGOL	2:00.775	7	8	10.658	172.6



EUROPEAN LE MANS SERIES 4 HOURS OF PAUL RICARD

Free Practice 1

Classification by Driver Fastest Lap

Nr	Team	Car	Class	Driver	Time	Lap	Total	Gap	Kph	
69	94 AF CORSE	Ferrari F458 Italia GT3	GTC	Andrea RIZZOLI	2:00.807	6	6	10.690	0.032	172.6
70	76 IMSA PERFORMANCE MATMUT	Porsche 911 GT3 RSR	LMGTE	Nicolas ARWINDO	2:01.153	2	2	11.036	0.346	172.1
71	54 AF CORSE	Ferrari F458 Italia	LMGTE	Piergiuseppe PERAZZINI	2:01.187	8	10	11.070	0.034	172.0
72	71 SMP RACING	Ferrari F458 Italia GT3	GTC	Aleksey BASOV	2:01.509	6	17	11.392	0.322	171.6
73	98 ART GRAND PRIX	McLaren MP4 12C GT3	GTC	Grégoire DEMOUSTIER	2:01.602	11	13	11.485	0.093	171.4
74	60 FORMULA RACING	Ferrari F458 Italia GT3	GTC	Mikkel MAC	2:01.612	6	10	11.495	0.010	171.4
75	70 AF CORSE	Ferrari F458 Italia	LMGTE	François PERRODO	2:01.627	7	7	11.510	0.015	171.4
76	92 OMBRA RACING	Ferrari F458 Italia GT3	GTC	Mario CORDONI	2:01.744	13	15	11.627	0.117	171.2
77	93 PRO GT BY ALMERAS	Porsche 997 GT3R	GTC	Lucas LASSERRE	2:01.804	5	5	11.687	0.060	171.2
78	94 AF CORSE	Ferrari F458 Italia GT3	GTC	Thomas FLOHR	2:01.937	10	15	11.820	0.133	171.0
79	95 AF CORSE	Ferrari F458 Italia GT3	GTC	Adrien DE LEENER	2:02.113	7	15	11.996	0.176	170.7
80	86 GULF RACING UK	Porsche 911 RSR	LMGTE	Michael WAINWRIGHT	2:02.373	19	20	12.256	0.260	170.4
81	93 PRO GT BY ALMERAS	Porsche 997 GT3R	GTC	Eric DERMONT	2:02.462	3	6	12.345	0.089	170.2
82	81 KESSEL RACING	Ferrari F458 Italia	LMGTE	Thomas KEMENATER	2:02.528	7	12	12.411	0.066	170.1
83	99 ART GRAND PRIX	McLaren MP4 12C GT3	GTC	Ricardo GONZALEZ	2:02.653	9	9	12.536	0.125	170.0
84	67 IMSA PERFORMANCE MATMUT	Porsche 911 GT3 RSR	LMGTE	Jean-Marc MERLIN	2:02.778	10	12	12.661	0.125	169.8
85	63 AF CORSE	Ferrari F458 Italia GT3	GTC	Filipe BARREIROS	2:03.089	18	19	12.972	0.311	169.4
86	63 AF CORSE	Ferrari F458 Italia GT3	GTC	Mads RASMUSSEN	2:03.138	13	19	13.021	0.049	169.3
87	78 TEAM RUSSIA BY BARWELL	BMW Z4 GT3	GTC	Leonid MACHITSKI	2:03.145	9	10	13.028	0.007	169.3
88	75 PROSPEED COMPETITION	Porsche GT3 R	GTC	Max VAN SPLUNTEREN	2:03.172	8	10	13.055	0.027	169.3
89	67 IMSA PERFORMANCE MATMUT	Porsche 911 GT3 RSR	LMGTE	Erik MARIS	2:03.430	9	10	13.313	0.258	168.9
90	59 TEAM SOFREV-ASP	Ferrari F458 Italia GT3	GTC	Christophe BOURRET	2:03.648	12	13	13.531	0.218	168.6
91	99 ART GRAND PRIX	McLaren MP4 12C GT3	GTC	Karim AJLANI	2:03.653	3	11	13.536	0.005	168.6
92	98 ART GRAND PRIX	McLaren MP4 12C GT3	GTC	Yann GOUDY	2:03.660	8	10	13.543	0.007	168.6
93	92 OMBRA RACING	Ferrari F458 Italia GT3	GTC	Marco ZANUTTINI	2:03.881	15	17	13.764	0.221	168.3
94	75 PROSPEED COMPETITION	Porsche GT3 R	GTC	Gilles VANNELET	2:04.250	4	5	14.133	0.369	167.8
95	59 TEAM SOFREV-ASP	Ferrari F458 Italia GT3	GTC	Pascal GIBON	2:04.317	11	14	14.200	0.067	167.7
96	85 GULF RACING UK	Aston Martin Vantage V8	LMGTE	Roald GOETHE	2:04.371	10	11	14.254	0.054	167.6
97	76 IMSA PERFORMANCE MATMUT	Porsche 911 GT3 RSR	LMGTE	Christina NIELSEN	2:04.870	14	15	14.753	0.499	167.0
98	78 TEAM RUSSIA BY BARWELL	BMW Z4 GT3	GTC	Timur SARDAROV	2:04.955	14	16	14.838	0.085	166.8
99	57 SMP RACING	Ferrari F458 Italia GT3	GTC	Boris ROTENBERG	2:08.545	7	12	18.428	3.590	162.2
100	85 GULF RACING UK	Aston Martin Vantage V8	LMGTE	Daniel BROWN	2:09.496	2	3	19.379	0.951	161.0
34	RACE PERFORMANCE	Oreca 03 - Judd	LMP2	Franck MAILLEUX			1			
38	JOTA SPORT	Zytek Z11SN - Nissan	LMP2	Harry TINCKNELL			12			

Published at:

Track Temp: **0,00 °C**

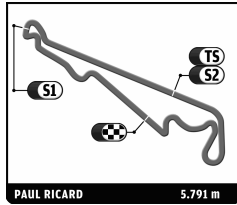
Air Temp: **22,00 °C**

Track Status:

DRY

Race Director:

Timekeeper:



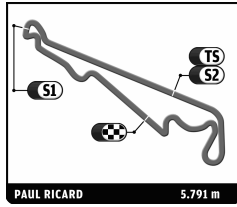
EUROPEAN LE MANS SERIES

4 HOURS OF PAUL RICARD

After Free Practice 1

Classification by Driver And Class Fastest Lap

Nr	Team	Car	Class	Driver	Time	Laps	Gap	Kph	Session	
LMP2										
1	36	SIGNATECH ALPINE	Alpine A450b - Nissan	LMP2	Nelson PANCIATICI	1:50.117	12		189.3	Free Practice 1
2	46	THIRIET BY TDS RACING	Ligier JS P2 - Nissan	LMP2	Ludovic BADEY	1:50.320	12	0.203	189.0	Free Practice 1
3	43	NEWBLOOD BY MORAND RACING	Morgan - Judd	LMP2	Christian KLJEN	1:50.509	10	0.392	188.7	Free Practice 1
4	36	SIGNATECH ALPINE	Alpine A450b - Nissan	LMP2	Oliver WEBB	1:50.640	12	0.523	188.4	Free Practice 1
5	48	MURPHY PROTOTYPES	Oreca 03R - Nissan	LMP2	Nathanael BERTHON	1:50.771	13	0.654	188.2	Free Practice 1
6	28	GREAVES MOTORSPORT	Zytek Z11SN - Nissan	LMP2	Luciano BACHETA	1:50.959	25	0.842	187.9	Free Practice 1
7	34	RACE PERFORMANCE	Oreca 03 - Judd	LMP2	Michel FREY	1:51.004	35	0.887	187.8	Free Practice 1
8	46	THIRIET BY TDS RACING	Ligier JS P2 - Nissan	LMP2	Tristan GOMWENDY	1:51.158	12	1.041	187.5	Free Practice 1
9	46	THIRIET BY TDS RACING	Ligier JS P2 - Nissan	LMP2	Pierre THIRIET	1:51.181	12	1.064	187.5	Free Practice 1
10	36	SIGNATECH ALPINE	Alpine A450b - Nissan	LMP2	Paul-Loup CHATIN	1:51.482	13	1.365	187.0	Free Practice 1
11	38	JOTA SPORT	Zytek Z11SN - Nissan	LMP2	Filipe ALBUQUERQUE	1:51.621	12	1.504	186.8	Free Practice 1
12	43	NEWBLOOD BY MORAND RACING	Morgan - Judd	LMP2	Gary HIRSCH	1:51.651	13	1.534	186.7	Free Practice 1
13	48	MURPHY PROTOTYPES	Oreca 03R - Nissan	LMP2	Pipo DERANI	1:51.662	13	1.545	186.7	Free Practice 1
14	24	SEBASTIEN LOEB RACING	Oreca 03R - Nissan	LMP2	Arthur PIC	1:52.100	21	1.983	186.0	Free Practice 1
15	38	JOTA SPORT	Zytek Z11SN - Nissan	LMP2	Simon DOLAN	1:52.288	14	2.171	185.7	Free Practice 1
16	48	MURPHY PROTOTYPES	Oreca 03R - Nissan	LMP2	Rodolfo GONZALEZ	1:52.807	11	2.690	184.8	Free Practice 1
17	43	NEWBLOOD BY MORAND RACING	Morgan - Judd	LMP2	Pierre RAGUES	1:53.121	11	3.004	184.3	Free Practice 1
18	29	PEGASUS RACING	Morgan - Nissan	LMP2	Julien SCHELL	1:53.155	15	3.038	184.2	Free Practice 1
19	29	PEGASUS RACING	Morgan - Nissan	LMP2	Nicolas LEUTWILER	1:53.487	12	3.370	183.7	Free Practice 1
20	28	GREAVES MOTORSPORT	Zytek Z11SN - Nissan	LMP2	Mark SHULZHITSKY	1:54.296	7	4.179	182.4	Free Practice 1
21	41	GREAVES MOTORSPORT	Zytek Z11SN - Nissan	LMP2	Johnny MOWLEM	1:55.120	12	5.003	181.1	Free Practice 1
22	41	GREAVES MOTORSPORT	Zytek Z11SN - Nissan	LMP2	Matthew MCMURRY	1:55.292	21	5.175	180.8	Free Practice 1
23	29	PEGASUS RACING	Morgan - Nissan	LMP2	Jonathan COLEMAN	1:55.903	8	5.786	179.9	Free Practice 1
24	24	SEBASTIEN LOEB RACING	Oreca 03R - Nissan	LMP2	Vincent CAPILLAIRE	1:56.213	6	6.096	179.4	Free Practice 1
25	24	SEBASTIEN LOEB RACING	Oreca 03R - Nissan	LMP2	Andrea RODA	1:56.237	12	6.120	179.4	Free Practice 1
38	38	JOTA SPORT	Zytek Z11SN - Nissan	LMP2	Harry TINCKNELL		12			
34	34	RACE PERFORMANCE	Oreca 03 - Judd	LMP2	Franck MAILLEUX		1			
LMGTE										
1	55	AF CORSE	Ferrari F458 Italia	LMGTE	Matt GRIFFIN	1:57.323	11		177.7	Free Practice 1
2	72	SMP RACING	Ferrari F458 Italia	LMGTE	Andrea BERTOLINI	1:57.545	13	0.222	177.4	Free Practice 1
3	85	GULF RACING UK	Aston Martin Vantage V8	LMGTE	Stuart HALL	1:57.695	12	0.372	177.1	Free Practice 1
4	80	KESSEL RACING	Ferrari F458 Italia	LMGTE	Giacomo PICCINI	1:57.929	18	0.606	176.8	Free Practice 1
5	70	AF CORSE	Ferrari F458 Italia	LMGTE	Emmanuel COLLARD	1:57.932	16	0.609	176.8	Free Practice 1
6	66	JMW MOTORSPORT	Ferrari F458 Italia	LMGTE	James WALKER	1:58.253	11	0.930	176.3	Free Practice 1
7	86	GULF RACING UK	Porsche 911 RSR	LMGTE	Adam CARROLL	1:58.686	9	1.363	175.7	Free Practice 1
8	56	AT RACING	Ferrari F458 Italia	LMGTE	Alexander TALKANITSA	1:58.743	5	1.420	175.6	Free Practice 1
9	55	AF CORSE	Ferrari F458 Italia	LMGTE	Michele RUGOLO	1:58.884	13	1.561	175.4	Free Practice 1
10	56	AT RACING	Ferrari F458 Italia	LMGTE	Pierre KAFFER	1:58.926	30	1.603	175.3	Free Practice 1
11	54	AF CORSE	Ferrari F458 Italia	LMGTE	Michael LYONS	1:58.956	11	1.633	175.3	Free Practice 1
12	72	SMP RACING	Ferrari F458 Italia	LMGTE	Viktor SHAITAR	1:58.959	11	1.636	175.3	Free Practice 1
13	54	AF CORSE	Ferrari F458 Italia	LMGTE	Marco CIOCI	1:59.015	17	1.692	175.2	Free Practice 1
14	58	TEAM SOFREV-ASP	Ferrari F458 Italia	LMGTE	Soheil AYARI	1:59.073	11	1.750	175.1	Free Practice 1
15	81	KESSEL RACING	Ferrari F458 Italia	LMGTE	Matteo CRESSONI	1:59.196	8	1.873	174.9	Free Practice 1
16	76	IMS PERFORMANCE MATMUT	Porsche 911 GT3 RSR	LMGTE	Raymond NARAC	1:59.275	15	1.952	174.8	Free Practice 1
17	66	JMW MOTORSPORT	Ferrari F458 Italia	LMGTE	George RICHARDSON	1:59.301	15	1.978	174.7	Free Practice 1
18	58	TEAM SOFREV-ASP	Ferrari F458 Italia	LMGTE	Fabien BARTHEZ	1:59.312	12	1.989	174.7	Free Practice 1
19	66	JMW MOTORSPORT	Ferrari F458 Italia	LMGTE	Daniel MCKENZIE	1:59.535	11	2.212	174.4	Free Practice 1
20	58	TEAM SOFREV-ASP	Ferrari F458 Italia	LMGTE	Anthony PONS	1:59.543	10	2.220	174.4	Free Practice 1
21	86	GULF RACING UK	Porsche 911 RSR	LMGTE	Ben BARKER	1:59.907	2	2.584	173.9	Free Practice 1
22	72	SMP RACING	Ferrari F458 Italia	LMGTE	Sergey ZLOBIN	1:59.917	14	2.594	173.9	Free Practice 1
23	67	IMS PERFORMANCE MATMUT	Porsche 911 GT3 RSR	LMGTE	Eric HELARY	1:59.944	9	2.621	173.8	Free Practice 1
24	80	KESSEL RACING	Ferrari F458 Italia	LMGTE	Michael BRONISZEWSKI	1:59.990	15	2.667	173.7	Free Practice 1
25	55	AF CORSE	Ferrari F458 Italia	LMGTE	Duncan CAMERON	2:00.030	14	2.707	173.7	Free Practice 1
26	70	AF CORSE	Ferrari F458 Italia	LMGTE	Yannick MALLEGOL	2:00.775	8	3.452	172.6	Free Practice 1
27	76	IMS PERFORMANCE MATMUT	Porsche 911 GT3 RSR	LMGTE	Nicolas ARMINDO	2:01.153	2	3.830	172.1	Free Practice 1
28	54	AF CORSE	Ferrari F458 Italia	LMGTE	Piergiuseppe PERAZZINI	2:01.187	10	3.864	172.0	Free Practice 1
29	70	AF CORSE	Ferrari F458 Italia	LMGTE	François PERRODO	2:01.627	7	4.304	171.4	Free Practice 1
30	86	GULF RACING UK	Porsche 911 RSR	LMGTE	Michael WAINWRIGHT	2:02.373	20	5.050	170.4	Free Practice 1
31	81	KESSEL RACING	Ferrari F458 Italia	LMGTE	Thomas KEMENATER	2:02.528	12	5.205	170.1	Free Practice 1
32	67	IMS PERFORMANCE MATMUT	Porsche 911 GT3 RSR	LMGTE	Jean-Marc MERLIN	2:02.778	12	5.455	169.8	Free Practice 1



EUROPEAN LE MANS SERIES

4 HOURS OF PAUL RICARD

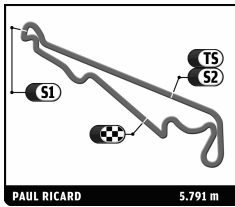
After Free Practice 1

Classification by Driver And Class Fastest Lap

Nr	Team	Car	Class	Driver	Time	Laps	Gap	Kph	Session
33	67 IMSA PERFORMANCE MATMUT	Porsche 911 GT3 RSR	LMGTE	Erik MARIS	2:03.430	10	6.107	168.9	Free Practice 1
34	85 GULF RACING UK	Aston Martin Vantage V8	LMGTE	Roald GOETHE	2:04.371	11	7.048	167.6	Free Practice 1
35	76 IMSA PERFORMANCE MATMUT	Porsche 911 GT3 RSR	LMGTE	Christina NIELSEN	2:04.870	15	7.547	167.0	Free Practice 1
36	85 GULF RACING UK	Aston Martin Vantage V8	LMGTE	Daniel BROWN	2:09.496	3	12.173	161.0	Free Practice 1
GTC									
1	71 SMP RACING	Ferrari F458 Italia GT3	GTC	Luca PERSIANI	1:59.140	9		175.0	Free Practice 1
2	57 SMP RACING	Ferrari F458 Italia GT3	GTC	Mika SALO	1:59.369	8	0.229	174.6	Free Practice 1
3	57 SMP RACING	Ferrari F458 Italia GT3	GTC	Maurizio MEDIANI	1:59.663	12	0.523	174.2	Free Practice 1
4	73 SMP RACING	Ferrari F458 Italia GT3	GTC	David MARKOZOV	1:59.928	12	0.788	173.8	Free Practice 1
5	98 ART GRAND PRIX	McLaren MP4 12C GT3	GTC	Kevin KORJUS	1:59.943	9	0.803	173.8	Free Practice 1
6	59 TEAM SOFREV-ASP	Ferrari F458 Italia GT3	GTC	Jean-Philippe BELLOC	1:59.980	10	0.840	173.8	Free Practice 1
7	78 TEAM RUSSIA BY BARWELL	BMW Z4 GT3	GTC	Jonathan COCKER	1:59.997	9	0.857	173.7	Free Practice 1
8	93 PRO GT BY ALMERAS	Porsche 997 GT3R	GTC	Franck PERERA	2:00.092	8	0.952	173.6	Free Practice 1
9	94 AF CORSE	Ferrari F458 Italia GT3	GTC	Francesco CASTELLACCI	2:00.232	13	1.092	173.4	Free Practice 1
10	75 PROSPEED COMPETITION	Porsche GT3 R	GTC	Mike PARISY	2:00.319	15	1.179	173.3	Free Practice 1
11	99 ART GRAND PRIX	McLaren MP4 12C GT3	GTC	Alex BRUNDLE	2:00.358	12	1.218	173.2	Free Practice 1
12	60 FORMULA RACING	Ferrari F458 Italia GT3	GTC	Jan MAGNUSSEN	2:00.390	11	1.250	173.2	Free Practice 1
13	71 SMP RACING	Ferrari F458 Italia GT3	GTC	Kirill LADYGIN	2:00.468	11	1.328	173.1	Free Practice 1
14	73 SMP RACING	Ferrari F458 Italia GT3	GTC	Anton LADYGIN	2:00.498	13	1.358	173.0	Free Practice 1
15	73 SMP RACING	Ferrari F458 Italia GT3	GTC	Olivier BERETTA	2:00.501	11	1.361	173.0	Free Practice 1
16	60 FORMULA RACING	Ferrari F458 Italia GT3	GTC	Johnny LAURSEN	2:00.680	12	1.540	172.8	Free Practice 1
17	95 AF CORSE	Ferrari F458 Italia GT3	GTC	Cedric SBIRRAZZUOLI	2:00.687	17	1.547	172.7	Free Practice 1
18	94 AF CORSE	Ferrari F458 Italia GT3	GTC	Andrea RIZZOLI	2:00.807	6	1.667	172.6	Free Practice 1
19	71 SMP RACING	Ferrari F458 Italia GT3	GTC	Aleksy BASOV	2:01.509	17	2.369	171.6	Free Practice 1
20	98 ART GRAND PRIX	McLaren MP4 12C GT3	GTC	Grégoire DEMOUSTIER	2:01.602	13	2.462	171.4	Free Practice 1
21	60 FORMULA RACING	Ferrari F458 Italia GT3	GTC	Mikkel MAC	2:01.612	10	2.472	171.4	Free Practice 1
22	92 OMBRA RACING	Ferrari F458 Italia GT3	GTC	Mario CORDONI	2:01.744	15	2.604	171.2	Free Practice 1
23	93 PRO GT BY ALMERAS	Porsche 997 GT3R	GTC	Lucas LASSERRE	2:01.804	5	2.664	171.2	Free Practice 1
24	94 AF CORSE	Ferrari F458 Italia GT3	GTC	Thomas FLOHR	2:01.937	15	2.797	171.0	Free Practice 1
25	95 AF CORSE	Ferrari F458 Italia GT3	GTC	Adrien DE LEENER	2:02.113	15	2.973	170.7	Free Practice 1
26	93 PRO GT BY ALMERAS	Porsche 997 GT3R	GTC	Eric DERMONT	2:02.462	6	3.322	170.2	Free Practice 1
27	99 ART GRAND PRIX	McLaren MP4 12C GT3	GTC	Ricardo GONZALEZ	2:02.653	9	3.513	170.0	Free Practice 1
28	63 AF CORSE	Ferrari F458 Italia GT3	GTC	Filipe BARREIROS	2:03.089	19	3.949	169.4	Free Practice 1
29	63 AF CORSE	Ferrari F458 Italia GT3	GTC	Mads RASMUSSEN	2:03.138	19	3.998	169.3	Free Practice 1
30	78 TEAM RUSSIA BY BARWELL	BMW Z4 GT3	GTC	Leonid MACHITSKI	2:03.145	10	4.005	169.3	Free Practice 1
31	75 PROSPEED COMPETITION	Porsche GT3 R	GTC	Max VAN SPLUNTEREN	2:03.172	10	4.032	169.3	Free Practice 1
32	59 TEAM SOFREV-ASP	Ferrari F458 Italia GT3	GTC	Christophe BOURRET	2:03.648	13	4.508	168.6	Free Practice 1
33	99 ART GRAND PRIX	McLaren MP4 12C GT3	GTC	Karim AJLANI	2:03.653	11	4.513	168.6	Free Practice 1
34	98 ART GRAND PRIX	McLaren MP4 12C GT3	GTC	Yann GOUDY	2:03.660	10	4.520	168.6	Free Practice 1
35	92 OMBRA RACING	Ferrari F458 Italia GT3	GTC	Marco ZANUTTINI	2:03.881	17	4.741	168.3	Free Practice 1
36	75 PROSPEED COMPETITION	Porsche GT3 R	GTC	Gilles VANNELET	2:04.250	5	5.110	167.8	Free Practice 1
37	59 TEAM SOFREV-ASP	Ferrari F458 Italia GT3	GTC	Pascal GIBON	2:04.317	14	5.177	167.7	Free Practice 1
38	78 TEAM RUSSIA BY BARWELL	BMW Z4 GT3	GTC	Timur SARDAROV	2:04.955	16	5.815	166.8	Free Practice 1
39	57 SMP RACING	Ferrari F458 Italia GT3	GTC	Boris ROTENBERG	2:08.545	12	9.405	162.2	Free Practice 1

Published at:

Race Director:	Timekeeper:
-----------------------	--------------------



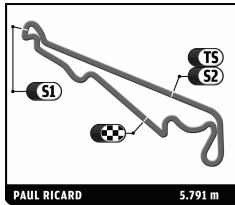
EUROPEAN LE MANS SERIES

4 HOURS OF PAUL RICARD

Free Practice 1

Best Sector Times

SECTOR 1			SECTOR 2			SECTOR 3			Pos	Team	Cl	Ideal Lap	Best Lap
Pos	Driver	Time	Driver	Time	Driver	Time	Pos	Team	Cl	Ideal Lap	Best Lap		
1	43 C.KLIEN	33.179	48 N.BERTHON	28.757	46 L.BADEY	47.756	1	36 SIGNATECH ALPINE	LMP2	1'50.008	1:50.117 (1)		
2	38 H.TINCKNELL	33.202	36 O.WEBB	28.770	36 N.PANCIATICI	47.999	2	46 THIRIET BY TDS RACING	LMP2	1'50.074	1:50.320 (2)		
3	36 N.PANCIATICI	33.239	43 C.KLIEN	28.845	43 C.KLIEN	48.138	3	43 NEWBLOOD BY MORAND RACING	LMP2	1'50.162	1:50.509 (3)		
4	46 L.BADEY	33.322	29 N.LEUTWILER	28.983	28 L.BACHETA	48.166	4	28 GREAVES MOTORSPORT	LMP2	1'50.745	1:50.959 (5)		
5	28 L.BACHETA	33.546	46 T.GOMMENDY	28.996	34 M.FREY	48.207	5	48 MURPHY PROTOTYPES	LMP2	1'50.771	1:50.771 (4)		
6	48 N.BERTHON	33.559	28 L.BACHETA	29.033	38 H.TINCKNELL	48.429	6	38 JOTA SPORT	LMP2	1'50.792	1:51.621 (7)		
7	34 M.FREY	33.613	24 A.PIC	29.114	48 N.BERTHON	48.455	7	34 RACE PERFORMANCE	LMP2	1'50.959	1:51.004 (6)		
8	24 A.PIC	33.906	34 M.FREY	29.139	24 A.PIC	48.927	8	24 SEBASTIEN LOEB RACING	LMP2	1'51.947	1:52.100 (8)		
9	29 J.SHELL	34.354	38 F.AUBIERQUE	29.161	29 N.LEUTWILER	49.276	9	29 PEGASUS RACING	LMP2	1'52.613	1:53.155 (9)		
10	41 J.MOWLEM	34.569	41 M.MCMURRY	29.382	41 M.MCMURRY	50.323	10	41 GREAVES MOTORSPORT	LMP2	1'54.274	1:55.120 (10)		
11	55 M.GRIFFIN	35.140	55 M.GRIFFIN	29.776	85 S.HALL	51.818	11	55 AF CORSE	LMGTE	1'56.916	1:57.323 (11)		
12	80 G.PICCINI	35.362	72 A.BERTOLINI	29.816	55 M.GRIFFIN	52.000	12	72 SMP RACING	LMGTE	1'57.496	1:57.545 (12)		
13	72 A.BERTOLINI	35.378	80 G.PICCINI	29.823	86 A.CARROLL	52.196	13	85 GULF RACING UK	LMGTE	1'57.695	1:57.695 (13)		
14	85 S.HALL	35.387	54 M.CIOCI	29.851	70 E.COLLARD	52.199	14	80 KESSEL RACING	LMGTE	1'57.797	1:57.929 (14)		
15	54 M.CIOCI	35.483	66 J.WALKER	29.965	72 A.BERTOLINI	52.302	15	70 AF CORSE	LMGTE	1'57.864	1:57.932 (15)		
16	70 E.COLLARD	35.634	56 P.KAFFER	30.002	66 J.WALKER	52.447	16	66 JMW MOTORSPORT	LMGTE	1'58.103	1:58.253 (16)		
17	86 A.CARROLL	35.681	58 A.PONS	30.007	80 G.PICCINI	52.612	17	54 AF CORSE	LMGTE	1'58.108	1:58.956 (19)		
18	67 E.HELARY	35.688	57 M.SALO	30.014	54 M.LYONS	52.774	18	86 GULF RACING UK	LMGTE	1'58.306	1:58.686 (17)		
19	66 J.WALKER	35.691	70 E.COLLARD	30.031	81 M.CRESSONI	52.789	19	58 TEAM SOFREV-ASP	LMGTE	1'58.592	1:59.073 (20)		
20	56 A.TALKANITSA	35.694	73 D.MARKOZOV	30.072	76 R.NARAC	52.842	20	56 AT RACING	LMGTE	1'58.603	1:58.743 (18)		
21	58 F.BARTHEZ	35.712	67 E.HELARY	30.094	58 S.AYARI	52.873	21	76 HSA PERFORMANCE MATMUT	LMGTE	1'58.970	1:59.275 (23)		
22	93 F.PERERA	35.840	71 K.LADYGIN	30.098	56 A.TALKANITSA	52.907	22	71 SMP RACING	GTC	1'59.026	1:59.140 (21)		
23	71 L.PERSIANI	35.848	81 M.CRESSONI	30.172	78 J.COCKER	53.069	23	81 KESSEL RACING	LMGTE	1'59.104	1:59.196 (22)		
24	57 M.MEDIANI	35.861	76 R.NARAC	30.182	71 L.PERSIANI	53.080	24	57 SMP RACING	GTC	1'59.117	1:59.369 (24)		
25	98 K.KORJUS	35.912	94 A.RIZZOLI	30.186	57 M.MEDIANI	53.242	25	67 HSA PERFORMANCE MATMUT	LMGTE	1'59.473	1:59.944 (27)		
26	75 M.PARISY	35.934	98 K.KORJUS	30.315	59 J.BELLOC	53.322	26	73 SMP RACING	GTC	1'59.562	1:59.928 (25)		
27	76 R.NARAC	35.946	95 C.SBIRRAZZUOLI	30.368	73 D.MARKOZOV	53.336	27	94 AF CORSE	GTC	1'59.656	2:00.232 (31)		
28	60 J.LAURSEN	36.022	60 J.LAURSEN	30.383	94 F.CASTELLACCI	53.442	28	98 ART GRAND PRIX	GTC	1'59.757	1:59.943 (26)		
29	94 F.CASTELLACCI	36.028	59 J.BELLOC	30.412	93 F.PERERA	53.455	29	93 PRO GT BY ALMERAS	GTC	1'59.806	2:00.092 (30)		
30	78 J.COCKER	36.036	86 A.CARROLL	30.429	98 K.KORJUS	53.530	30	78 TEAM RUSSIA BY BARWELL	GTC	1'59.872	1:59.997 (29)		
31	99 A.BRUNDLER	36.128	85 S.HALL	30.490	75 M.PARISY	53.545	31	59 TEAM SOFREV-ASP	GTC	1'59.934	1:59.980 (28)		
32	81 M.CRESSONI	36.143	99 A.BRUNDLER	30.491	60 J.MAGNUSSEN	53.567	32	60 FORMULA RACING	GTC	1'59.972	2:00.390 (34)		
33	73 D.MARKOZOV	36.154	93 F.PERERA	30.511	67 E.HELARY	53.691	33	75 PROSPEED COMPETITION	GTC	2'00.148	2:00.319 (32)		
34	59 J.BELLOC	36.200	92 M.CORDONI	30.551	99 A.BRUNDLER	53.735	34	99 ART GRAND PRIX	GTC	2'00.354	2:00.358 (33)		
35	95 C.SBIRRAZZUOLI	36.241	63 M.RASMUSSEN	30.625	95 C.SBIRRAZZUOLI	53.768	35	95 AF CORSE	GTC	2'00.377	2:00.687 (35)		
36	92 M.CORDONI	36.504	75 M.PARISY	30.669	92 M.CORDONI	54.582	36	92 OMBRA RACING	GTC	2'01.637	2:01.744 (36)		
37	63 M.RASMUSSEN	36.982	78 J.COCKER	30.767	63 F.BARREIROS	54.922	37	63 AF CORSE	GTC	2'02.529	2:03.089 (37)		



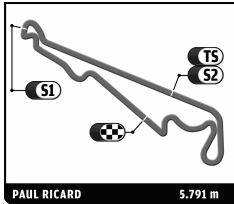
EUROPEAN LE MANS SERIES

4 HOURS OF PAUL RICARD

After Free Practice 1

Event maximum speed

Team	Car	Class	Driver	Top Speed	Lap	Session
94 AF CORSE	Ferrari F458 Italia GT3	GTC	Francesco CASTELLACCI	288.0	5	Free Practice 1
73 SMP RACING	Ferrari F458 Italia GT3	GTC	Olivier BERETTA	287.2	28	Free Practice 1
36 SIGNATECH ALPINE	Alpine A450b - Nissan	LMP2	Paul-Loup CHATIN	286.5	7	Free Practice 1
58 TEAM SOFREV-ASP	Ferrari F458 Italia	LMGTE	Anthony PONS	286.5	20	Free Practice 1
72 SMP RACING	Ferrari F458 Italia	LMGTE	Andrea BERTOLINI	286.5	4	Free Practice 1
57 SMP RACING	Ferrari F458 Italia GT3	GTC	Maurizio MEDIANI	285.7	10	Free Practice 1
71 SMP RACING	Ferrari F458 Italia GT3	GTC	Kirill LADYGIN	285.7	37	Free Practice 1
66 JMW MOTORSPORT	Ferrari F458 Italia	LMGTE	Daniel MCKENZIE	285.0	25	Free Practice 1
80 KESSEL RACING	Ferrari F458 Italia	LMGTE	Giacomo PICCINI	285.0	23	Free Practice 1
92 OMBRA RACING	Ferrari F458 Italia GT3	GTC	Mario CORDONI	285.0	12	Free Practice 1
76 IMSA PERFORMANCE MATMUT	Porsche 911 GT3 RSR	LMGTE	Raymond NARAC	284.2	5	Free Practice 1
60 FORMULA RACING	Ferrari F458 Italia GT3	GTC	Jan MAGNUSSEN	284.2	16	Free Practice 1
95 AF CORSE	Ferrari F458 Italia GT3	GTC	Cedric SBIRRAZZUOLI	284.2	32	Free Practice 1
55 AF CORSE	Ferrari F458 Italia	LMGTE	Matt GRIFFIN	283.5	10	Free Practice 1
56 AT RACING	Ferrari F458 Italia	LMGTE	Pierre KAFFER	283.5	34	Free Practice 1
24 SEBASTIEN LOEB RACING	Oreca 03R - Nissan	LMP2	Arthur PIC	282.7	33	Free Practice 1
54 AF CORSE	Ferrari F458 Italia	LMGTE	Piergiuseppe PERAZZINI	282.7	29	Free Practice 1
67 IMSA PERFORMANCE MATMUT	Porsche 911 GT3 RSR	LMGTE	Eric HELARY	282.7	24	Free Practice 1
29 PEGASUS RACING	Morgan - Nissan	LMP2	Nicolas LEUTWILER	282.0	35	Free Practice 1
59 TEAM SOFREV-ASP	Ferrari F458 Italia GT3	GTC	Jean-Philippe BELLOC	282.0	3	Free Practice 1
63 AF CORSE	Ferrari F458 Italia GT3	GTC	Mads RASMUSSEN	281.2	25	Free Practice 1
48 MURPHY PROTOTYPES	Oreca 03R - Nissan	LMP2	Pipo DERANI	280.5	6	Free Practice 1
99 ART GRAND PRIX	McLaren MP4 12C GT3	GTC	Alex BRUNDLE	280.5	6	Free Practice 1
46 THIRIET BY TDS RACING	Ligier JS P2 - Nissan	LMP2	Tristan GOMWENDY	279.8	28	Free Practice 1
81 KESSEL RACING	Ferrari F458 Italia	LMGTE	Matteo CRESSONI	279.8	6	Free Practice 1
75 PROSPEED COMPETITION	Porsche GT3 R	GTC	Max VAN SPLUNTEREN	279.8	23	Free Practice 1
70 AF CORSE	Ferrari F458 Italia	LMGTE	Emmanuel COLLARD	279.1	9	Free Practice 1
98 ART GRAND PRIX	McLaren MP4 12C GT3	GTC	Yann GOUDY	279.1	32	Free Practice 1
43 NEWBLOOD BY MORAND RACING	Morgan - Judd	LMP2	Christian KLIEN	278.4	31	Free Practice 1
28 GREAVES MOTORSPORT	Zytek Z11SN - Nissan	LMP2	Luciano BACHETA	277.6	5	Free Practice 1
34 RACE PERFORMANCE	Oreca 03 - Judd	LMP2	Michel FREY	277.6	12	Free Practice 1
38 JOTA SPORT	Zytek Z11SN - Nissan	LMP2	Harry TINCKNELL	277.6	28	Free Practice 1
41 GREAVES MOTORSPORT	Zytek Z11SN - Nissan	LMP2	Johnny MOWLEM	276.9	17	Free Practice 1
93 PRO GT BY ALMERAS	Porsche 997 GT3R	GTC	Franck PERERA	276.9	5	Free Practice 1
86 GULF RACING UK	Porsche 911 RSR	LMGTE	Michael WAINWRIGHT	275.5	23	Free Practice 1
78 TEAM RUSSIA BY BARWELL	BMW Z4 GT3	GTC	Timur SARDAROV	272.7	35	Free Practice 1
85 GULF RACING UK	Aston Martin Vantage V8	LMGTE	Stuart HALL	270.0	7	Free Practice 1



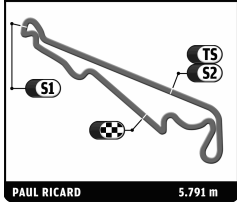
EUROPEAN LE MANS SERIES

4 HOURS OF PAUL RICARD

Free Practice 1

Fastest Lap Sequence

Practice Time	Team	Car	Class	Driver	Time	Kph	Lap
4:23.459	24 SEBASTIEN LOEB RACING	Oreca 03R - Nissan	LMP2	Vincent CAPILLAIRE	2:01.599	171.4	2
4:31.207	72 SMP RACING	Ferrari F458 Italia	LMGTE	Andrea BERTOLINI	2:00.917	172.4	2
4:50.308	36 SIGNATECH ALPINE	Alpine A450b - Nissan	LMP2	Paul-Loup CHATIN	1:53.201	184.2	2
8:36.753	36 SIGNATECH ALPINE	Alpine A450b - Nissan	LMP2	Paul-Loup CHATIN	1:52.824	184.8	4
10:47.287	43 NEWBLOOD BY MORAND RACING	Morgan - Judd	LMP2	Gary HIRSCH	1:52.747	184.9	4
12:08.382	38 JOTA SPORT	Zytek Z11SN - Nissan	LMP2	Filipe ALBUQUERQUE	1:52.434	185.4	4
14:34.186	43 NEWBLOOD BY MORAND RACING	Morgan - Judd	LMP2	Gary HIRSCH	1:51.651	186.7	6
25:21.194	38 JOTA SPORT	Zytek Z11SN - Nissan	LMP2	Filipe ALBUQUERQUE	1:51.621	186.8	11
27:17.686	36 SIGNATECH ALPINE	Alpine A450b - Nissan	LMP2	Paul-Loup CHATIN	1:51.482	187.0	10
27:35.358	46 THIRIET BY TDS RACING	Ligier JS P2 - Nissan	LMP2	Ludovic BADEY	1:50.717	188.3	10
29:25.678	46 THIRIET BY TDS RACING	Ligier JS P2 - Nissan	LMP2	Ludovic BADEY	1:50.320	189.0	11
57:26.535	36 SIGNATECH ALPINE	Alpine A450b - Nissan	LMP2	Nelson PANCIATICI	1:50.117	189.3	9



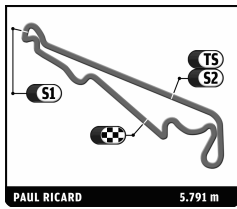
EUROPEAN LE MANS SERIES 4 HOURS OF PAUL RICARD

Free Practice 1

Sector Analysis

■ Personal Best ■ Session Best B Crossing the finish line in pit lane

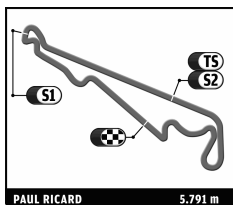
Lap	D	Time	Sector 1	Sector 2	Sector 3	T. Spd	Elapsed	Lap	D	Time	Sector 1	Sector 2	Sector 3	T. Spd	Elapsed
24 SEBASTIEN LOEB RACING <small>Oreca 03R - Nissan</small> 1.Vincent CAPILLAIRE <small>LMP2</small> 3.Arthur PIC 2.Andrea RODA								13	1	1:54.660	35.056	29.482	50.122	272.7	31:56.842
14	1	1:56.427	34.756	30.665	51.006	272.0	33:53.269								
15	1	6:54.890 B	34.285	29.649	5:50.956	272.7	40:48.159								
16	1	2:13.769	52.446	30.187	51.136	271.4	43:01.928								
17	1	1:53.604	34.456	29.765	49.383	272.0	44:55.532								
18	1	1:53.052	34.039	29.481	49.532	274.1	46:48.584								
19	1	1:52.481	33.970	29.297	49.214	274.8	48:41.065								
20	1	3:43.563 B	34.048	29.283	2:40.232	274.1	52:24.628								
21	1	2:13.613	54.313	30.022	49.278	272.7	54:38.241								
22	1	1:54.148	35.134	30.683	48.331	272.0	56:32.389								
23	1	1:50.959	33.575	29.218	48.166	273.4	58:23.348								
24	1	1:52.718	33.546	29.604	49.568	274.8	1:00:16.066								
25	1	16:28.642 B	34.554	29.106	...	276.9	1:16:44.708								
26	2	2:12.835	52.043	30.065	50.727	270.0	1:18:57.543								
27	2	1:57.166	35.502	30.849	50.815	272.0	1:20:54.709								
28	2	1:54.902	35.595	29.639	49.668	271.4	1:22:49.611								
29	2	1:56.726	36.468	29.977	50.281	274.8	1:24:46.337								
30	2	1:54.296	34.284	29.384	50.628	275.5	1:26:40.633								
31	2	1:54.648	35.095	29.281	50.272	275.5	1:28:35.281								
32	2	1:55.792	34.337	29.450	52.005	274.8	1:30:31.073								
29 PEGASUS RACING <small>Morgan - Nissan</small> 1.Julien SCHELL <small>LMP2</small> 3.Jonathan COLEMAN 2.Nicolas LEUTWILER								1	1	2:47.464 B	1:01.943	33.051	1:12.470	246.0	2:47.464
2	1	3:30.091	2:03.591	31.227	55.273	232.8	6:17.555								
3	1	1:56.591	35.761	29.610	51.220	272.0	8:14.146								
4	1	1:54.600	35.035	29.489	50.076	275.5	10:08.746								
5	1	1:53.591	34.497	29.346	49.748	275.5	12:02.337								
6	1	1:57.331	35.539	30.030	51.762	275.5	13:59.668								
7	1	1:56.690	34.608	29.313	52.769	275.5	15:56.358								
8	1	2:04.128 B	35.121	29.524	59.483	277.6	18:00.486								
9	1	4:52.513	3:32.399	29.296	50.818	278.4	22:52.999								
10	1	1:54.731	34.354	29.322	51.055	278.4	24:47.730								
11	1	1:55.236	35.199	29.353	50.684	276.2	26:42.966								
12	1	2:09.081	34.491	29.721	1:04.869	276.9	28:52.047								
13	1	1:55.535	34.996	30.908	49.631	274.1	30:47.582								
14	1	1:53.155	34.358	29.243	49.554	275.5	32:40.737								
15	1	2:04.327 B	35.141	30.398	58.788	272.7	34:45.064								
16	3	6:30.809	5:05.553	31.185	54.071	257.8	41:15.873								
17	3	1:59.202	36.249	30.380	52.573	275.5	43:15.075								
18	3	1:58.041	35.683	30.431	51.927	276.2	45:13.116								
19	3	1:57.930	35.456	29.917	52.557	277.6	47:11.046								
20	3	1:56.033	35.241	29.878	50.914	273.4	49:07.079								
21	3	1:55.984	35.183	29.756	51.045	275.5	51:03.063								
22	3	1:55.903	35.315	29.583	51.005	276.2	52:58.966								
23	3	2:11.586 B	36.895	30.926	1:03.765	276.2	55:10.552								
24	2	6:32.681	5:11.030	30.273	51.378	269.3	1:01:43.233								
25	2	1:59.242	36.428	29.604	53.210	279.1	1:03:42.475								
26	2	1:58.959	36.259	30.286	52.414	275.5	1:05:41.434								
27	2	1:58.024	36.209	30.561	51.254	276.9	1:07:39.458								
28	2	1:56.989	35.444	29.570	51.975	276.9	1:09:36.447								
29	2	2:07.177 B	35.276	29.539	1:02.362	277.6	1:11:43.624								
30	2	6:40.707	5:20.006	29.909	50.792	274.8	1:18:24.331								
31	2	1:54.388	34.678	29.054	50.656	279.8	1:20:18.719								
32	2	1:55.769	34.865	29.187	51.717	277.6	1:22:14.488								
33	2	1:54.704	35.533	29.504	49.667	278.4	1:24:09.192								
34	2	1:53.487	34.927	29.284	49.276	276.9	1:26:02.679								
28 GREAVES MOTORSPORT <small>Zytek Z11SN - Nissan</small> 1.Luciano BACHETA <small>LMP2</small> 2.Mark SHULZHITSKIY								1	1	5:14.335 B	1:26.996	32.144	3:15.195	251.2	5:14.335
2	1	2:12.870	52.090	30.515	50.265	269.3	7:27.205								
3	1	1:52.905	34.353	29.213	49.339	275.5	9:20.110								
4	1	1:54.072	34.791	29.931	49.350	272.0	11:14.182								
5	1	1:54.249	34.223	29.033	50.993	277.6	13:08.431								
6	1	1:51.974	33.699	29.182	49.093	274.1	15:00.405								
7	1	1:52.190	33.939	29.300	48.951	273.4	16:52.595								
8	1	4:57.284 B	34.283	29.270	3:53.731	272.7	21:49.879								
9	1	2:20.113	55.388	30.922	53.803	272.0	24:09.992								
10	1	1:58.020	36.327	29.965	51.728	271.4	26:08.012								
11	1	1:57.134	35.538	29.760	51.836	272.7	28:05.146								
12	1	1:57.036	36.207	30.029	50.800	272.7	30:02.182								



EUROPEAN LE MANS SERIES
4 HOURS OF PAUL RICARD
 Free Practice 1

Sector Analysis

								■ Personal Best		■ Session Best		■ Crossing the finish line in pit lane																																																																																																																																																																																			
Lap	D	Time	Sector 1	Sector 2	Sector 3	T. Spd	Elapsed	Lap	D	Time	Sector 1	Sector 2	Sector 3	T. Spd	Elapsed																																																																																																																																																																																
35	2	2:04.106B	34.871	28.983	1:00.252	282.0	1:28:06.785	15	2	1:53.789	34.838	29.356	49.595	280.5	42:03.116																																																																																																																																																																																
<div style="border: 1px solid black; padding: 5px;"> 34 RACE PERFORMANCE Oreca 03 - Judd LMP2 1.Michel FREY 2.Franck MAILLEUX </div>								<table border="1"> <tbody> <tr><td>16</td><td>2</td><td>1:53.628</td><td>34.025</td><td>29.138</td><td>50.465</td><td>282.0</td><td>43:56.744</td></tr> <tr><td>17</td><td>2</td><td>1:54.088</td><td>34.794</td><td>29.552</td><td>49.742</td><td>282.0</td><td>45:50.832</td></tr> <tr><td>18</td><td>2</td><td>1:53.094</td><td>34.286</td><td>29.225</td><td>49.583</td><td>279.8</td><td>47:43.926</td></tr> <tr><td>19</td><td>2</td><td>1:53.899</td><td>34.700</td><td>29.573</td><td>49.626</td><td>279.8</td><td>49:37.825</td></tr> <tr><td>20</td><td>2</td><td>3:40.467B</td><td>36.151</td><td>29.403</td><td>2:34.913</td><td>281.2</td><td>53:18.292</td></tr> <tr><td>21</td><td>2</td><td>2:18.126</td><td>57.526</td><td>29.347</td><td>51.253</td><td>275.5</td><td>55:36.418</td></tr> <tr><td>22</td><td>2</td><td>1:50.117</td><td>33.239</td><td>28.879</td><td>47.999</td><td>276.9</td><td>57:26.535</td></tr> <tr><td>23</td><td>2</td><td>1:54.588</td><td>34.687</td><td>29.614</td><td>50.287</td><td>277.6</td><td>59:21.123</td></tr> <tr><td>24</td><td>2</td><td>1:58.087</td><td>33.556</td><td>30.284</td><td>54.247</td><td>267.3</td><td>1:01:19.210</td></tr> <tr><td>25</td><td>2</td><td>4:01.120B</td><td>33.336</td><td>28.920</td><td>2:58.864</td><td>279.1</td><td>1:05:20.330</td></tr> <tr><td>26</td><td>3</td><td>2:21.499</td><td>55.065</td><td>34.138</td><td>52.296</td><td>272.0</td><td>1:07:41.829</td></tr> <tr><td>27</td><td>3</td><td>1:55.439</td><td>35.870</td><td>29.401</td><td>50.168</td><td>277.6</td><td>1:09:37.268</td></tr> <tr><td>28</td><td>3</td><td>1:52.982</td><td>34.999</td><td>29.118</td><td>48.865</td><td>282.7</td><td>1:11:30.250</td></tr> <tr><td>29</td><td>3</td><td>1:51.600</td><td>33.735</td><td>29.064</td><td>48.801</td><td>279.8</td><td>1:13:21.850</td></tr> <tr><td>30</td><td>3</td><td>4:10.447B</td><td>36.783</td><td>29.420</td><td>3:04.244</td><td>278.4</td><td>1:17:32.297</td></tr> <tr><td>31</td><td>3</td><td>2:10.349</td><td>51.410</td><td>30.026</td><td>48.913</td><td>275.5</td><td>1:19:42.646</td></tr> <tr><td>32</td><td>3</td><td>1:50.686</td><td>33.563</td><td>28.846</td><td>48.277</td><td>278.4</td><td>1:21:33.332</td></tr> <tr><td>33</td><td>3</td><td>1:52.906</td><td>33.533</td><td>29.048</td><td>50.325</td><td>279.8</td><td>1:23:26.238</td></tr> <tr><td>34</td><td>3</td><td>1:50.757</td><td>33.502</td><td>28.876</td><td>48.379</td><td>278.4</td><td>1:25:16.995</td></tr> <tr><td>35</td><td>3</td><td>1:55.870</td><td>33.633</td><td>30.995</td><td>51.242</td><td>278.4</td><td>1:27:12.865</td></tr> <tr><td>36</td><td>3</td><td>1:50.640</td><td>33.535</td><td>28.965</td><td>48.140</td><td>275.5</td><td>1:29:03.505</td></tr> <tr><td>37</td><td>3</td><td>1:51.310</td><td>33.491</td><td>28.770</td><td>49.049</td><td>282.0</td><td>1:30:54.815</td></tr> </tbody> </table>								16	2	1:53.628	34.025	29.138	50.465	282.0	43:56.744	17	2	1:54.088	34.794	29.552	49.742	282.0	45:50.832	18	2	1:53.094	34.286	29.225	49.583	279.8	47:43.926	19	2	1:53.899	34.700	29.573	49.626	279.8	49:37.825	20	2	3:40.467B	36.151	29.403	2:34.913	281.2	53:18.292	21	2	2:18.126	57.526	29.347	51.253	275.5	55:36.418	22	2	1:50.117	33.239	28.879	47.999	276.9	57:26.535	23	2	1:54.588	34.687	29.614	50.287	277.6	59:21.123	24	2	1:58.087	33.556	30.284	54.247	267.3	1:01:19.210	25	2	4:01.120B	33.336	28.920	2:58.864	279.1	1:05:20.330	26	3	2:21.499	55.065	34.138	52.296	272.0	1:07:41.829	27	3	1:55.439	35.870	29.401	50.168	277.6	1:09:37.268	28	3	1:52.982	34.999	29.118	48.865	282.7	1:11:30.250	29	3	1:51.600	33.735	29.064	48.801	279.8	1:13:21.850	30	3	4:10.447B	36.783	29.420	3:04.244	278.4	1:17:32.297	31	3	2:10.349	51.410	30.026	48.913	275.5	1:19:42.646	32	3	1:50.686	33.563	28.846	48.277	278.4	1:21:33.332	33	3	1:52.906	33.533	29.048	50.325	279.8	1:23:26.238	34	3	1:50.757	33.502	28.876	48.379	278.4	1:25:16.995	35	3	1:55.870	33.633	30.995	51.242	278.4	1:27:12.865	36	3	1:50.640	33.535	28.965	48.140	275.5	1:29:03.505	37	3	1:51.310	33.491	28.770	49.049	282.0	1:30:54.815
16	2	1:53.628	34.025	29.138	50.465	282.0	43:56.744																																																																																																																																																																																								
17	2	1:54.088	34.794	29.552	49.742	282.0	45:50.832																																																																																																																																																																																								
18	2	1:53.094	34.286	29.225	49.583	279.8	47:43.926																																																																																																																																																																																								
19	2	1:53.899	34.700	29.573	49.626	279.8	49:37.825																																																																																																																																																																																								
20	2	3:40.467B	36.151	29.403	2:34.913	281.2	53:18.292																																																																																																																																																																																								
21	2	2:18.126	57.526	29.347	51.253	275.5	55:36.418																																																																																																																																																																																								
22	2	1:50.117	33.239	28.879	47.999	276.9	57:26.535																																																																																																																																																																																								
23	2	1:54.588	34.687	29.614	50.287	277.6	59:21.123																																																																																																																																																																																								
24	2	1:58.087	33.556	30.284	54.247	267.3	1:01:19.210																																																																																																																																																																																								
25	2	4:01.120B	33.336	28.920	2:58.864	279.1	1:05:20.330																																																																																																																																																																																								
26	3	2:21.499	55.065	34.138	52.296	272.0	1:07:41.829																																																																																																																																																																																								
27	3	1:55.439	35.870	29.401	50.168	277.6	1:09:37.268																																																																																																																																																																																								
28	3	1:52.982	34.999	29.118	48.865	282.7	1:11:30.250																																																																																																																																																																																								
29	3	1:51.600	33.735	29.064	48.801	279.8	1:13:21.850																																																																																																																																																																																								
30	3	4:10.447B	36.783	29.420	3:04.244	278.4	1:17:32.297																																																																																																																																																																																								
31	3	2:10.349	51.410	30.026	48.913	275.5	1:19:42.646																																																																																																																																																																																								
32	3	1:50.686	33.563	28.846	48.277	278.4	1:21:33.332																																																																																																																																																																																								
33	3	1:52.906	33.533	29.048	50.325	279.8	1:23:26.238																																																																																																																																																																																								
34	3	1:50.757	33.502	28.876	48.379	278.4	1:25:16.995																																																																																																																																																																																								
35	3	1:55.870	33.633	30.995	51.242	278.4	1:27:12.865																																																																																																																																																																																								
36	3	1:50.640	33.535	28.965	48.140	275.5	1:29:03.505																																																																																																																																																																																								
37	3	1:51.310	33.491	28.770	49.049	282.0	1:30:54.815																																																																																																																																																																																								
<div style="border: 1px solid black; padding: 5px;"> 36 SIGNATECH ALPINE Alpine A450b - Nissan LMP2 1.Paul-Loup CHATIN 2.Nelson PANCIATICI 3.Oliver WEBB </div>								<div style="border: 1px solid black; padding: 5px;"> 38 JOTA SPORT Zytek Z11SN - Nissan LMP2 1.Simon DOLAN 2.Harry TINCINNELL 3.Filipe ALBUQUERQUE </div>																																																																																																																																																																																							
1	1	2:57.107	1:28.107	31.175	57.825	270.0	2:57.107	1	3	6:04.680B	1:27.365	31.685	4:05.630	268.0	6:04.680																																																																																																																																																																																
2	1	1:53.201	34.973	29.188	49.040	277.6	4:50.308	2	3	2:17.143	51.271	29.738	56.134	268.7	8:21.823																																																																																																																																																																																
3	1	1:53.621	34.126	29.341	50.154	278.4	6:43.929	3	3	1:54.125	34.522	29.479	50.124	272.7	10:15.948																																																																																																																																																																																
4	1	1:52.824	34.212	29.233	49.379	277.6	8:36.753	4	3	1:52.434	33.871	29.332	49.231	271.4	12:08.382																																																																																																																																																																																
5	1	1:54.452	34.131	30.120	50.201	283.5	10:31.205	5	3	1:52.724	34.107	29.212	49.405	274.1	14:01.106																																																																																																																																																																																
6	1	1:53.563	34.118	29.003	50.442	280.5	12:24.768	6	3	1:55.174	34.533	29.308	51.333	274.8	15:56.280																																																																																																																																																																																
7	1	8:59.898B	35.261	29.124	7:55.513	286.5	21:24.666	7	3	1:53.789	34.237	29.545	50.007	274.1	17:50.069																																																																																																																																																																																
8	1	2:09.755	51.289	29.290	49.176	278.4	23:34.421	8	3	1:55.380	34.403	29.353	51.624	272.0	19:45.449																																																																																																																																																																																
9	1	1:51.783	33.887	29.048	48.848	278.4	25:26.204	9	3	1:52.213	33.940	29.206	49.067	274.8	21:37.662																																																																																																																																																																																
10	1	1:51.482	33.792	29.037	48.653	278.4	27:17.686	10	3	1:51.911	33.839	29.285	48.787	272.0	23:29.573																																																																																																																																																																																
11	1	1:51.582	33.759	28.969	48.854	282.0	29:09.268	11	3	1:51.621	33.849	29.161	48.611	272.7	25:21.194																																																																																																																																																																																
12	1	1:53.598	33.942	29.570	50.086	280.5	31:02.866	12	3	6:24.194B	33.682	29.382	5:21.130	272.0	31:45.388																																																																																																																																																																																
13	1	6:52.695B	34.036	29.582	5:49.077	282.0	37:55.561	13	1	2:15.104	52.740	30.012	52.352	270.0	34:00.492																																																																																																																																																																																
14	2	2:13.766	52.945	29.113	51.708	282.7	40:09.327	14	1	1:55.942	35.470	29.698	50.774	269.3	35:56.434																																																																																																																																																																																
								15	1	1:56.944	37.306	29.750	49.888	270.0	37:53.378																																																																																																																																																																																
								16	1	1:59.114	36.080	30.555	52.479	274.1	39:52.492																																																																																																																																																																																
								17	1	1:55.630	35.644	29.589	50.397	274.8	41:48.122																																																																																																																																																																																
								18	1	8:44.036B	35.858	29.696	7:38.482	275.5	50:32.158																																																																																																																																																																																
								19	1	2:11.147	51.106	29.272	50.769	274.1	52:43.305																																																																																																																																																																																
								20	1	1:54.288	34.445	29.288	50.555	272.7	54:37.593																																																																																																																																																																																
								21	1	1:56.387	35.382	31.569	49.436	271.4	56:33.980																																																																																																																																																																																
								22	1	1:53.058	34.248	29.513	49.297	272.7	58:27.038																																																																																																																																																																																
								23	1	1:55.748	34.204	31.813	49.731	270.7	1:00:22.786																																																																																																																																																																																
								24	1	1:56.006	34.567	30.036	51.403	274.1	1:02:18.792																																																																																																																																																																																
								25	1	1:52.288	34.028	29.333	48.927	268.7	1:04:11.080																																																																																																																																																																																
								26	1	3:02.613B	34.304	29.716	1:58.593	270.7	1:07:13.693																																																																																																																																																																																
								27	2	2:11.810	51.753	29.857	50.200	270.7	1:09:25.503																																																																																																																																																																																
								28	2	1:53.748	34.142	29.374	50.232	277.6	1:11:19.251																																																																																																																																																																																
								29	2	1:51.960	33.820	29.413	48.727	272.7	1:13:11.211																																																																																																																																																																																
								30	2	1:51.537	33.581	29.527	48.429	272.0	1:15:02.748																																																																																																																																																																																
								31	2	1:52.290	34.139	29.714	48.437	274.1	1:16:55.038																																																																																																																																																																																



EUROPEAN LE MANS SERIES

4 HOURS OF PAUL RICARD

Free Practice 1

Sector Analysis

Lap	D	Time	Sector 1	Sector 2	Sector 3	T. Spd	Elapsed	Lap	D	Time	Sector 1	Sector 2	Sector 3	T. Spd	Elapsed
26	3	3:30.936	2:02.936	33.144	54.856	276.9	1:04:47.509	4	3	4:09.377	2:39.263	31.446	58.668	279.1	13:15.860
27	3	2:04.767	36.990	32.551	55.226	278.4	1:06:52.276	5	3	2:00.721	36.461	30.488	53.772	283.5	15:16.581
28	3	1:59.181	36.156	30.070	52.955	280.5	1:08:51.457	6	3	1:59.699	36.260	30.197	53.242	284.2	17:16.280
29	3	2:15.091	39.372	34.532	1:01.187	259.0	1:11:06.548	7	3	3:52.316 B	36.143	30.497	2:45.676	280.5	21:08.596
30	3	2:49.659 B			1:05.962	273.4	1:13:56.207	8	3	5:17.665	3:46.677	33.230	57.758	274.8	26:26.261
31	3	3:32.843	2:08.023	30.741	54.079	279.1	1:17:29.050	9	3	2:00.056	36.359	30.416	53.281	283.5	28:26.317
32	3	2:00.146	36.113	30.647	53.386	278.4	1:19:29.196	10	3	2:00.057	35.939	30.338	53.780	285.7	30:26.374
33	3	2:00.076	36.555	30.124	53.397	279.8	1:21:29.272	11	3	1:59.663	36.079	30.286	53.298	282.7	32:26.037
34	3	1:58.884	35.837	30.086	52.961	279.1	1:23:28.156	12	3	2:09.323 B	35.861	30.143	1:03.319	283.5	34:35.360
35	3	2:05.837	38.617	31.821	55.399	276.9	1:25:33.993	13	2	6:46.064	5:20.680	31.107	54.277	281.2	41:21.424
36	3	2:01.037	35.723	30.569	54.745	279.1	1:27:35.030	14	2	2:00.467	36.499	30.470	53.498	281.2	43:21.891
37	3	1:58.896	35.782	30.050	53.064	281.2	1:29:33.926	15	2	1:59.854	36.107	30.374	53.373	283.5	45:21.745
38	3	2:14.236	35.873	33.858	1:04.505	231.8	1:31:48.162	16	2	2:00.367	36.176	30.180	54.011	285.7	47:22.112

Lap	D	Time	Sector 1	Sector 2	Sector 3	T. Spd	Elapsed
1	2	2:59.153	1:29.292	31.716	58.145	280.5	2:59.153
2	2	2:02.533	37.313	30.800	54.420	277.6	5:01.686
3	2	2:11.029 B	36.781	30.397	1:03.851	280.5	7:12.715
4	2	6:01.215	4:34.376	30.222	56.617	276.2	13:13.930
5	2	1:59.278	36.039	30.155	53.084	279.8	15:13.208
6	2	1:59.408	35.881	30.139	53.388	279.8	17:12.616
7	2	1:59.400	36.033	30.075	53.292	279.8	19:12.016
8	2	1:58.926	35.750	30.043	53.133	279.1	21:10.942
9	2	2:07.691 B	35.712	30.025	1:01.954	281.2	23:18.633
10	1	6:30.067	5:06.253	30.451	53.363	280.5	29:48.700
11	1	2:00.049	36.118	30.399	53.532	279.1	31:48.749
12	1	1:59.072	35.873	30.292	52.907	278.4	33:47.821
13	1	1:58.743	35.694	30.011	53.038	279.1	35:46.564
14	1	2:09.436 B	36.106	31.229	1:02.101	279.1	37:56.000
15	2	3:51.835	2:26.028	31.062	54.745	278.4	41:47.835
16	2	2:01.935	37.077	30.707	54.151	279.1	43:49.770
17	2	2:00.696	36.256	30.665	53.775	278.4	45:50.466
18	2	2:01.825	36.655	30.555	54.615	279.8	47:52.291
19	2	2:00.696	36.329	30.556	53.811	279.8	49:52.987
20	2	2:13.993 B	37.490	30.802	1:05.701	281.2	52:06.980
21	2	4:35.209	3:07.694	31.547	55.968	262.8	56:42.189
22	2	2:03.321	37.876	30.961	54.484	274.8	58:45.510
23	2	2:01.674	36.502	30.514	54.658	278.4	1:00:47.184
24	2	2:12.205 B	36.939	30.551	1:04.715	275.5	1:02:59.389
25	2	6:44.643	5:18.340	31.600	54.703	278.4	1:09:44.032
26	2	2:01.901	36.618	30.592	54.691	277.6	1:11:45.933
27	2	2:02.716	37.890	30.617	54.209	278.4	1:13:48.649
28	2	2:00.411	36.213	30.418	53.780	276.2	1:15:49.060
29	2	2:01.246	36.715	30.552	53.979	278.4	1:17:50.306
30	2	2:09.964 B	36.661	30.322	1:02.981	280.5	1:20:00.270
31	2	3:27.183	2:01.030	30.710	55.443	278.4	1:23:27.453
32	2	2:00.732	36.257	30.628	53.847	277.6	1:25:28.185
33	2	1:59.046	35.820	30.158	53.068	281.2	1:27:27.231
34	2	2:00.290	35.706	30.002	54.582	283.5	1:29:27.521
35	2	1:59.088	35.801	30.017	53.270	282.7	1:31:26.609

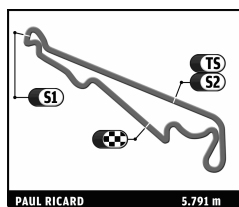
Lap	D	Time	Sector 1	Sector 2	Sector 3	T. Spd	Elapsed
1	3	4:11.503	2:21.979	42.183	1:07.341	210.1	4:11.503
2	3	2:25.726	43.541	37.184	1:05.001	251.7	6:37.229
3	3	2:29.254 B	40.696	38.841	1:09.717	250.0	9:06.483

■ Personal Best ■ Session Best B Crossing the finish line in pit lane

56 AT RACING
1. Alexander TALKANITSA
2. Pierre KAFFER
Ferrari F458 Italia LMGTE

58 TEAM SOFREV-ASP
1. Fabien BARTHEZ 3. Soheil AYARI
2. Anthony PONS
Ferrari F458 Italia LMGTE

57 SMP RACING
1. Boris ROTENBERG 3. Maurizio MEDIANI
2. Mika SALO
Ferrari F458 Italia GT3



EUROPEAN LE MANS SERIES 4 HOURS OF PAUL RICARD

Free Practice 1

Sector Analysis

Personal Best Session Best Crossing the finish line in pit lane

Table with 14 columns: Lap, D, Time, Sector 1, Sector 2, Sector 3, T. Spd, Elapsed, Lap, D, Time, Sector 1, Sector 2, Sector 3, T. Spd, Elapsed

Main data table containing lap times and sector times for various drivers.

66 JMW MOTORSPORT 1.Daniel MCKENZIE 2.George RICHARDSON 3.James WALKER Ferrari F458 Italia LMGTE

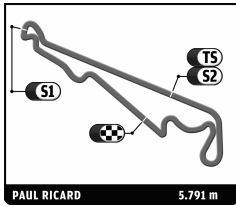
Table with 14 columns: Lap, D, Time, Sector 1, Sector 2, Sector 3, T. Spd, Elapsed for driver 66.

67 IMSA PERFORMANCE MATMUT 1.Erik MARIS 2.Jean-Marc MERLIN 3.Eric HELARY Porsche 911 GT3 RSR LMGTE

Table with 14 columns: Lap, D, Time, Sector 1, Sector 2, Sector 3, T. Spd, Elapsed for driver 67.

70 AF CORSE 1.François PERRODO 2.Emmanuel COLLARD 3.Yannick MALLEGOL Ferrari F458 Italia LMGTE

Table with 14 columns: Lap, D, Time, Sector 1, Sector 2, Sector 3, T. Spd, Elapsed for driver 70.



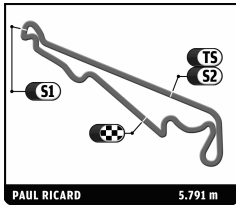
EUROPEAN LE MANS SERIES

4 HOURS OF PAUL RICARD

Free Practice 1

Sector Analysis

								■ Personal Best ■ Session Best ■ Crossing the finish line in pit lane							
Lap	D	Time	Sector 1	Sector 2	Sector 3	T. Spd	Elapsed	Lap	D	Time	Sector 1	Sector 2	Sector 3	T. Spd	Elapsed
27	1	4:28.994	3:01.405	31.462	56.127	270.0	1:22:47.589	10	1	4:22.514	2:58.756	30.473	53.285	281.2	25:56.438
28	1	2:05.146	38.074	32.307	54.765	272.7	1:24:52.735	11	1	1:57.845	35.482	29.867	52.496	284.2	27:54.283
29	1	2:02.478	37.066	31.041	54.371	274.1	1:26:55.213	12	1	1:57.545	35.378	29.865	52.302	284.2	29:51.828
30	1	2:02.117	36.874	30.840	54.403	276.9	1:28:57.330	13	1	2:13.244 B	38.827	31.041	1:03.376	282.0	32:05.072
31	1	2:01.627	36.853	30.646	54.128	276.9	1:30:58.957	14	3	6:04.509	4:37.936	30.741	55.832	278.4	38:09.581
71 SMP RACING Ferrari F458 Italia GT3 1.Kirill LADYGIN 2.Aleksey BASOV 3.Luca PERSIANI GTC								15 3 2:02.012 36.948 30.310 54.754 282.7 40:11.593							
1	3	4:16.044 B	2:30.391	33.413	1:12.240	266.0	4:16.044	16	3	2:00.679	36.169	30.297	54.213	282.7	42:12.272
2	3	3:31.412	2:02.956	33.226	55.230	254.1	7:47.456	17	3	2:01.552	36.671	30.215	54.666	282.0	44:13.824
3	3	2:00.508	36.546	30.348	53.614	282.0	9:47.964	18	3	2:00.961	36.501	30.275	54.185	282.0	46:14.785
4	3	1:59.780	36.245	30.197	53.338	283.5	11:47.744	19	3	2:00.818	36.236	30.444	54.138	282.7	48:15.603
5	3	2:03.858	37.920	30.639	55.299	282.0	13:51.602	20	3	2:00.026	36.079	30.374	53.573	282.7	50:15.629
6	3	2:00.177	36.207	30.238	53.732	282.7	15:51.779	21	3	1:59.917	36.255	30.105	53.557	284.2	52:15.546
7	3	1:59.914	36.227	30.341	53.346	280.5	17:51.693	22	3	2:02.143	36.799	30.199	55.145	284.2	54:17.689
8	3	1:59.140	35.848	30.212	53.080	282.0	19:50.833	23	3	2:00.540	36.311	30.174	54.055	281.2	56:18.229
9	3	2:09.989 B	36.012	30.533	1:03.444	281.2	22:00.822	24	3	2:01.422	37.324	30.377	53.721	282.0	58:19.651
10	2	4:59.449	3:29.757	31.412	58.280	277.6	27:00.271	25	3	2:00.769	36.370	30.417	53.982	279.1	1:00:20.420
11	2	2:04.376	38.102	30.875	55.399	280.5	29:04.647	26	3	2:01.086	36.674	30.157	54.255	282.0	1:02:21.506
12	2	2:06.724	37.402	31.060	58.262	282.7	31:11.371	27	3	2:13.948 B	36.678	30.369	1:06.901	279.8	1:04:35.454
13	2	2:03.211	36.930	30.665	55.616	281.2	33:14.582	28	2	4:13.550	2:49.124	30.494	53.932	285.7	1:08:49.004
14	2	2:06.153	36.797	30.718	58.638	282.0	35:20.735	29	2	2:00.490	36.534	30.227	53.729	283.5	1:10:49.494
15	2	2:01.509			54.309	279.1	37:22.244	30	2	1:59.380	36.184	30.040	53.156	282.0	1:12:48.874
16	2	2:01.817	36.756	30.443	54.618	283.5	39:24.061	31	2	1:59.530	36.016	30.268	53.246	281.2	1:14:48.404
17	2	2:12.422 B	37.132	30.656	1:04.634	279.1	41:36.483	32	2	2:01.394	37.471	30.429	53.494	284.2	1:16:49.798
18	2	5:02.156	3:36.378	30.877	54.901	276.9	46:38.639	33	2	2:00.687	36.797	30.302	53.588	283.5	1:18:50.485
19	2	2:02.409	36.980	30.843	54.586	280.5	48:41.048	34	2	1:59.441	36.007	30.132	53.302	283.5	1:20:49.926
20	2	2:03.011	37.202	30.741	55.068	279.8	50:44.059	35	2	1:58.959	35.838	29.999	53.122	283.5	1:22:48.885
21	2	2:01.738	36.843	30.356	54.539	285.0	52:45.797	36	2	2:17.811 B	39.130	33.407	1:05.274	248.8	1:25:06.696
22	2	2:02.514	37.579	30.533	54.402	277.6	54:48.311	37	2	2:57.833	1:29.309	31.163	57.361	269.3	1:28:04.529
23	2	2:02.081	36.665	30.563	54.853	279.1	56:50.392	38	2	2:00.550	36.304	30.349	53.897	282.7	1:30:05.079
24	2	2:01.950	36.564	30.634	54.752	279.8	58:52.342	73 SMP RACING Ferrari F458 Italia GT3 1.Olivier BERETTA 2.David MARKOZOV 3.Anton LADYGIN GTC							
25	2	2:01.619	36.396	30.598	54.625	281.2	1:00:53.961	1	2	4:28.264 B	2:43.566	33.649	1:11.049	272.7	4:28.264
26	2	2:12.915 B	37.454	30.689	1:04.772	276.2	1:03:06.876	2	2	3:31.882	2:06.246	30.735	54.901	280.5	8:00.146
27	1	4:50.794	3:23.925	31.023	55.846	281.2	1:07:57.670	3	2	2:00.765	36.969	30.171	53.625	283.5	10:00.911
28	1	2:03.968	37.057	30.630	56.281	279.8	1:10:01.638	4	2	1:59.928	36.207	30.228	53.493	282.7	12:00.839
29	1	2:02.077	37.148	30.560	54.369	282.0	1:12:03.715	5	2	2:00.873	36.688	30.244	53.941	285.0	14:01.712
30	1	2:01.280	36.442	30.430	54.408	284.2	1:14:04.995	6	2	2:00.441	36.460	30.166	53.815	286.5	16:02.153
31	1	2:01.590	36.557	30.601	54.432	281.2	1:16:06.585	7	2	2:00.632	36.753	30.209	53.670	285.0	18:02.785
32	1	2:00.943	36.206	30.334	54.403	283.5	1:18:07.528	8	2	2:00.003	36.360	30.307	53.336	282.7	20:02.788
33	1	2:12.107 B	37.758	30.615	1:03.734	280.5	1:20:19.635	9	2	1:59.938	36.154	30.141	53.643	285.0	22:02.726
34	1	4:06.553	2:39.146	30.629	56.778	280.5	1:24:26.188	10	2	2:00.444	36.250	30.158	54.036	283.5	24:03.170
35	1	2:03.494	37.053	30.602	55.839	272.7	1:26:29.682	11	2	2:00.149	36.372	30.267	53.510	283.5	26:03.319
36	1	2:00.468	36.415	30.098	53.955	283.5	1:28:30.150	12	2	2:10.251 B	36.197	30.072	1:03.982	285.7	28:13.570
37	1	2:00.885	36.375	30.185	54.325	285.7	1:30:31.035	13	3	4:49.574	3:22.905	31.776	54.893	278.4	33:03.144
72 SMP RACING Ferrari F458 Italia LMGTE 1.Andrea BERTOLINI 2.Viktor SHAITAR 3.Sergey ZLOBIN								14 3 2:01.664 36.533 30.564 54.567 280.5 35:04.808							
1	1	2:30.290	1:03.147	31.074	56.069	281.2	2:30.290	15	3	2:02.712			54.963		37:07.520
2	1	2:00.917	36.798	29.964	54.155	285.7	4:31.207	16	3	2:01.556	36.358	30.462	54.736	284.2	39:09.076
3	1	1:59.307	36.097	29.816	53.394	285.0	6:30.514	17	3	2:11.073 B	36.760	30.378	1:03.935	283.5	41:20.149
4	1	1:59.325	35.909	30.056	53.360	286.5	8:29.839	18	3	6:21.597	4:56.393	30.525	54.679	279.8	47:41.746
5	1	2:08.093 B	35.923	29.910	1:02.260	285.7	10:37.932	19	3	2:00.589	36.242	30.363	53.984	286.5	49:42.335
6	1	4:49.894	3:26.425	30.376	53.093	281.2	15:27.826	20	3	2:01.116	36.434	30.448	54.234	283.5	51:43.451
7	1	1:59.642	35.934	30.057	53.651	282.0	17:27.468	21	3	2:01.166	36.251	30.336	54.579	285.0	53:44.617
8	1	1:58.503	35.845	29.840	52.818	284.2	19:25.971	22	3	2:02.162	37.043	30.635	54.484	281.2	55:46.779
9	1	2:07.953 B	36.059	30.120	1:01.774	280.5	21:33.924	23	3	2:00.498	36.461	30.487	53.550	283.5	57:47.277
								24 3 2:01.320 36.251 30.462 54.607 282.0 59:48.597							
								25 3 2:10.206 B 36.450 30.639 1:03.117 282.0 1:01:58.803							



EUROPEAN LE MANS SERIES 4 HOURS OF PAUL RICARD

Free Practice 1

Sector Analysis

Lap	D	Time	Sector 1	Sector 2	Sector 3	T. Spd	Elapsed	Lap	D	Time	Sector 1	Sector 2	Sector 3	T. Spd	Elapsed
21	1	2:04.819	37.825	31.622	55.372	270.7	1:04:40.345	9	3	3:56.373	2:29.328	31.639	55.406	273.4	24:26.558
22	1	2:05.113	37.292	32.219	55.602	269.3	1:06:45.458	10	3	2:03.353	37.313	31.106	54.934	276.2	26:29.911
23	1	2:04.904	37.686	31.506	55.712	275.5	1:08:50.362	11	3	2:02.462	36.937	30.926	54.599	276.9	28:32.373
24	1	2:04.502	37.462	31.433	55.607	272.0	1:10:54.864	12	3	2:02.903	36.611	30.766	55.526	276.9	30:35.276
25	1	2:16.876 B	38.901	31.722	1:06.253	272.7	1:13:11.740	13	3	2:04.456	38.278	30.818	55.360	275.5	32:39.732
26	1	4:41.485	3:13.664	32.340	55.481	269.3	1:17:53.225	14	3	2:15.517 B	37.291	33.144	1:05.082	273.4	34:55.249
27	1	2:02.420	37.448	31.020	53.952	268.0	1:19:55.645	15	2	47:33.378	3:22.167	...	55.873	240.5	1:22:28.627
28	1	2:02.373	37.986	30.705	53.682	269.3	1:21:58.018	16	2	2:05.301	37.607	31.349	56.345	275.5	1:24:33.928
29	1	2:09.319 B	36.577	30.613	1:02.129	271.4	1:24:07.337	17	2	2:02.454	37.135	30.843	54.476	275.5	1:26:36.382
30	3	4:03.501	2:36.221	30.762	56.518	269.3	1:28:10.838	18	2	2:02.599	36.956	30.852	54.791	274.8	1:28:38.981
31	3	1:59.907	36.131	30.477	53.299	275.5	1:30:10.745	19	2	2:01.804	36.870	30.787	54.147	274.1	1:30:40.785

92 OMBRA RACING
1. Mario CORDONI
2. Marco ZANUTTINI
Ferrari F458 Italia GT3
GTC

1	1	4:36.087 B	2:10.519	51.082	1:34.486	172.2	4:36.087
2	1	3:02.950	1:29.734	34.509	58.707	277.6	7:39.037
3	1	2:03.996	37.130	31.080	55.786	281.2	9:43.033
4	1	2:04.172	37.348	30.985	55.839	282.0	11:47.205
5	1	2:05.209	38.939	30.995	55.275	284.2	13:52.414
6	1	2:05.958	37.374	30.962	57.622	284.2	15:58.372
7	1	2:13.187 B	36.901	30.904	1:05.382	282.7	18:11.559
8	1	3:44.891	2:18.793	31.137	54.961	279.8	21:56.450
9	1	2:02.429	36.787	30.551	55.091	281.2	23:58.879
10	1	2:03.297	36.808	31.085	55.404	282.7	26:02.176
11	1	2:02.834	36.617	30.653	55.564	282.0	28:05.010
12	1	2:02.916	37.083	30.820	55.013	285.0	30:07.926
13	1	2:01.744	36.534	30.628	54.582	280.5	32:09.670
14	1	2:02.136	36.504	30.650	54.982	280.5	34:11.806
15	1	2:14.369 B	36.673	30.950	1:06.746	282.0	36:26.175
16	2	8:50.338	7:18.438	31.948	59.952	279.1	45:16.513
17	2	2:05.535	37.911	31.324	56.300	281.2	47:22.048
18	2	2:07.307	38.151	31.191	57.965	283.5	49:29.355
19	2	2:10.323	38.319	32.507	59.497	262.8	51:39.678
20	2	2:05.243	37.584	30.930	56.729	281.2	53:44.921
21	2	2:18.328 B	39.668	31.501	1:07.159	279.1	56:03.249
22	2	5:59.708	4:31.583	31.789	56.336	279.1	1:02:02.957
23	2	2:05.547	38.051	31.163	56.333	279.8	1:04:08.504
24	2	2:07.099	40.064	31.113	55.922	279.1	1:06:15.603
25	2	2:04.572	37.490	30.980	56.102	280.5	1:08:20.175
26	2	2:04.018	37.324	30.927	55.767	282.0	1:10:24.193
27	2	2:05.879	38.941	30.963	55.975	282.7	1:12:30.072
28	2	2:04.077	37.177	30.969	55.931	281.2	1:14:34.149
29	2	2:03.979	37.367	30.851	55.761	283.5	1:16:38.128
30	2	2:03.881	37.038	31.507	55.336	281.2	1:18:42.009
31	2	2:14.500	40.408	35.899	58.193	257.8	1:20:56.509
32	2	2:17.985 B	38.111	33.611	1:06.263	265.4	1:23:14.494

93 PRO GT BY ALMERAS
1. Franck PERERA
2. Lucas LASSERRE
3. Eric DERMONT
Porsche 997 GT3R
GTC

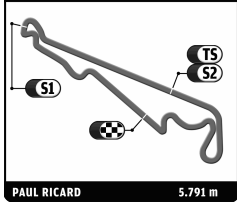
1	1	2:25.145	55.648	32.878	56.619	262.8	2:25.145
2	1	2:01.789	36.745	30.912	54.132	275.5	4:26.934
3	1	2:01.682	36.522	30.969	54.191	275.5	6:28.616
4	1	2:01.149	36.484	30.734	53.931	276.2	8:29.765
5	1	2:11.946 B	37.834	31.254	1:02.858	276.9	10:41.711
6	1	5:39.975	4:14.845	30.942	54.188	274.8	16:21.686
7	1	2:00.092	36.126	30.511	53.455	276.2	18:21.778
8	1	2:08.407 B	35.840	30.727	1:01.840	275.5	20:30.185

94 AF CORSE
1. Thomas FLOHR
2. Francesco CASTELLACCI
3. Andrea RIZZOLI
Ferrari F458 Italia GT3
GTC

1	2	3:31.061 B	1:50.602	31.972	1:08.487	281.2	3:31.061
2	2	3:58.231	2:31.944	30.926	55.361	281.2	7:29.292
3	2	2:02.108	37.060	30.674	54.374	281.2	9:31.400
4	2	2:00.946	36.666	30.479	53.801	285.7	11:32.346
5	2	2:01.279	36.750	30.520	54.009	288.0	13:33.625
6	2	2:01.050	36.258	30.447	54.345	284.2	15:34.675
7	2	2:09.460 B	36.679	30.751	1:02.030	285.0	17:44.135
8	2	6:31.160	5:02.691	30.621	57.848	284.2	24:15.295
9	2	2:00.399	36.417	30.337	53.645	287.2	26:15.694
10	2	2:01.090	36.688	30.554	53.848	285.0	28:16.784
11	2	2:00.690	36.028	30.560	54.102	285.7	30:17.474
12	2	2:00.232	36.450	30.340	53.442	282.7	32:17.706
13	2	2:11.538 B	36.226	32.680	1:02.632	283.5	34:29.244
14	1	5:58.739	4:22.930	33.746	1:02.063	266.7	40:27.983
15	1	2:06.874	37.919	31.606	57.349	282.7	42:34.857
16	1	2:07.834	38.277	31.897	57.660	281.2	44:42.691
17	1	2:08.127	38.176	31.952	57.999	271.4	46:50.818
18	1	2:07.259	37.923	31.283	58.053	282.0	48:58.077
19	1	2:06.118	37.918	31.331	56.869	279.8	51:04.195
20	1	2:15.631 B	37.544	31.199	1:06.888	284.2	53:19.826
21	1	6:15.345	4:46.854	31.855	56.636	278.4	59:35.171
22	1	2:05.417	37.490	31.584	56.343	270.0	1:01:40.588
23	1	2:01.937	36.977	31.113	53.847	280.5	1:03:42.525
24	1	2:07.576	40.956	31.066	55.554	280.5	1:05:50.101
25	1	2:03.586	37.410	30.907	55.269	285.0	1:07:53.687
26	1	2:03.105	36.783	30.890	55.432	284.2	1:09:56.792
27	1	2:03.221	37.095	30.644	55.482	285.7	1:12:00.013
28	1	2:16.590 B	37.703	31.949	1:06.938	282.7	1:14:16.603
29	3	5:55.214	4:29.338	30.815	55.061	284.2	1:20:11.817
30	3	2:01.388	36.681	30.273	54.434	288.0	1:22:13.205
31	3	2:03.478	37.415	30.562	55.501	283.5	1:24:16.683
32	3	2:01.603	36.685	30.186	54.732	284.2	1:26:18.286
33	3	2:04.926	37.713	30.436	56.777	278.4	1:28:23.212
34	3	2:00.807	36.325	30.273	54.209	282.0	1:30:24.019

95 AF CORSE
1. Adrien DE LEENER
2. Cedric SBIRRAZZUOLI
Ferrari F458 Italia GT3
GTC

1	2	6:20.551 B	4:43.420	32.502	1:04.629	276.2	6:20.551
2	2	4:10.506	2:42.873	30.836	56.797	277.6	10:31.057
3	2	2:01.495	37.239	30.488	53.768	279.1	12:32.552
4	2	2:01.013	36.485	30.499	54.029	279.1	14:33.565
5	2	2:10.762 B	36.849	30.515	1:03.398	279.8	16:44.327
6	2	7:38.509	6:13.809	30.741	53.959	275.5	24:22.836

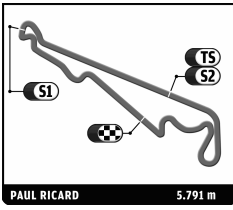


EUROPEAN LE MANS SERIES 4 HOURS OF PAUL RICARD

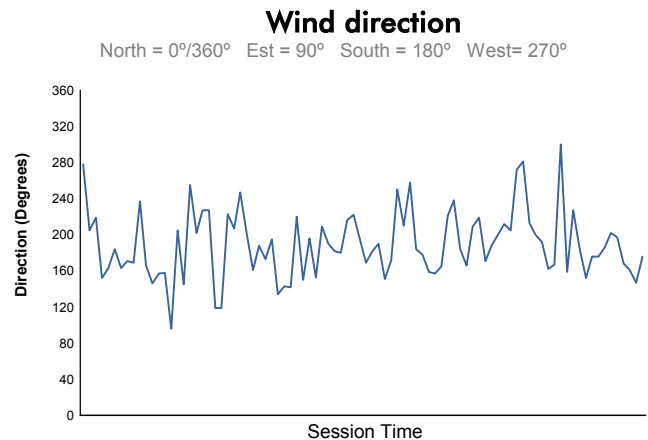
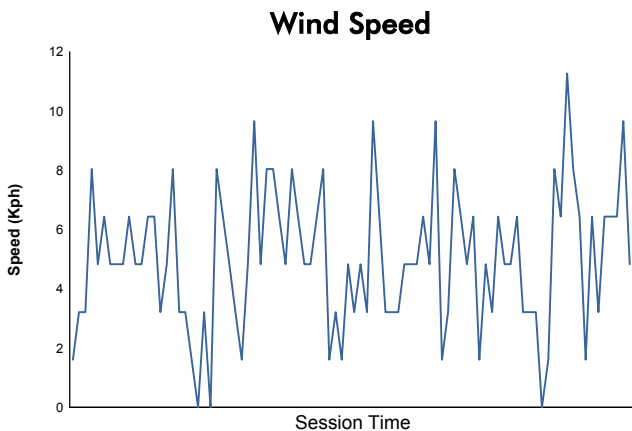
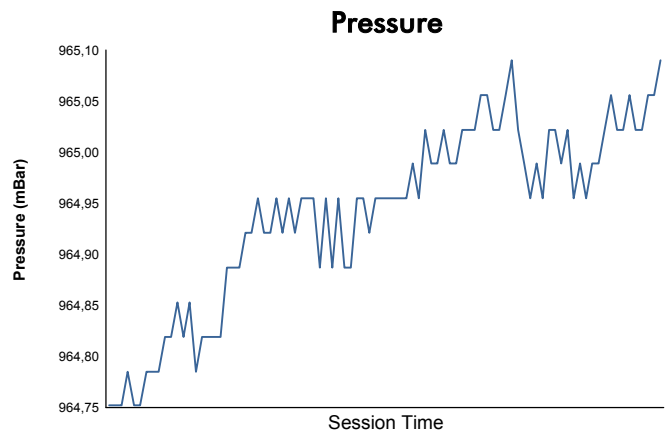
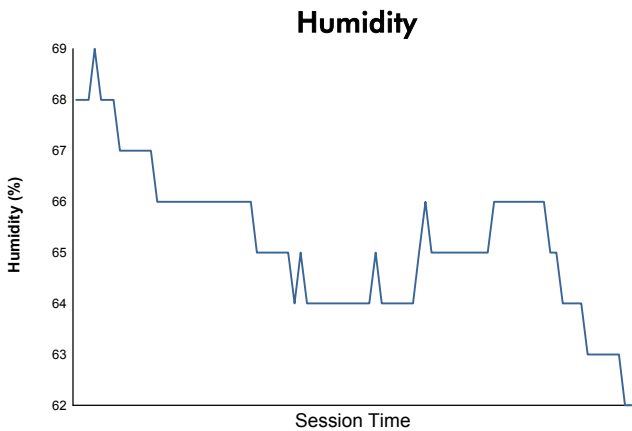
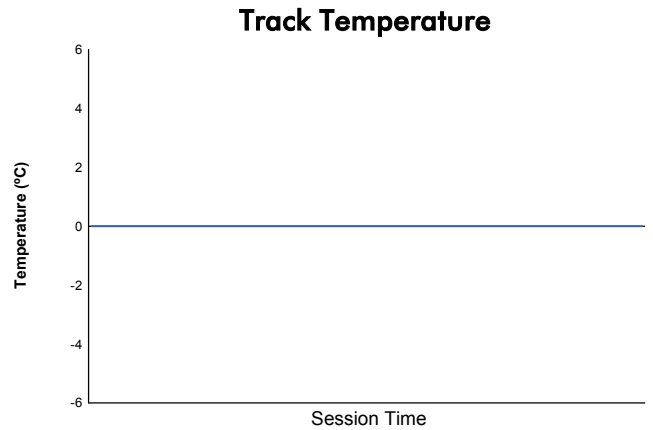
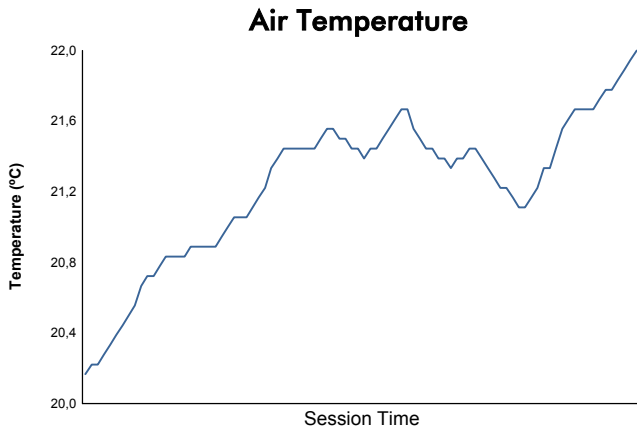
Free Practice 1

Sector Analysis

98 ART GRAND PRIX								99 ART GRAND PRIX													
Lap	D	Time	Sector 1	Sector 2	Sector 3	T. Spd	Elapsed	Lap	D	Time	Sector 1	Sector 2	Sector 3	T. Spd	Elapsed						
98 ART GRAND PRIX 1. Kevin KORJUS 2. Grégoire DEMOUSTIER McLaren MP4 12C GT3 GTC								99 ART GRAND PRIX 1. Ricardo GONZALEZ 2. Karim AJLANI 3. Alex BRUNDLE McLaren MP4 12C GT3 GTC													
1	1	4:15.971	2:40.342	31.069	1:04.560	270.7	4:15.971	1	3	3:07.516	1:34.356	31.280	1:01.880	275.5	3:07.516						
2	1	2:07.418	36.769	30.527	1:00.122	274.1	6:23.389	2	3	2:06.381	36.752	30.594	59.035	275.5	5:13.897						
3	1	2:00.335	36.220	30.372	53.743	274.8	8:23.724	3	3	2:01.917	36.686	30.693	54.538	276.9	7:15.814						
4	1	2:00.232	36.146	30.395	53.691	277.6	10:23.956	4	3	2:01.962	36.593	30.778	54.591	277.6	9:17.776						
5	1	2:09.885	36.080	30.529	1:03.276	274.8	12:33.841	5	3	2:01.332	36.416	30.617	54.299	275.5	11:19.108						
6	1	12:00.607	...	30.920	55.899	273.4	24:34.448	6	3	2:10.132	36.413	30.607	1:03.112	280.5	13:29.240						
7	1	2:02.100	36.270	30.561	55.269	276.2	26:36.548	7	3	11:00.956	9:32.685	30.682	57.589	274.1	24:30.196						
8	1	1:59.943	36.098	30.315	53.530	275.5	28:36.491	8	3	2:03.340	36.997	30.598	55.745	276.2	26:33.536						
9	1	2:07.132	35.912	30.437	1:00.783	276.9	30:43.623	9	3	2:16.936	37.550	30.491	1:08.895	277.6	28:50.472						
10	2	5:00.621	3:35.032	30.991	54.598	274.8	35:44.244	10	3	2:01.565	36.636	31.007	53.922	280.5	30:52.037						
11	2	2:04.117	37.836	30.843	55.438	274.1	37:48.361	11	3	2:00.358	36.128	30.495	53.735	276.2	32:52.395						
12	2	2:01.893	37.005	30.560	54.328	275.5	39:50.254	12	3	2:39.767	43.040	42.687	1:14.040	173.9	35:32.162						
13	2	2:01.627	36.578	30.751	54.298	275.5	41:51.881	13	2	4:19.346	2:49.801	32.058	57.487	272.0	39:51.508						
14	2	2:01.801	36.390	30.761	54.650	275.5	43:53.682	14	2	2:05.082	37.928	31.582	55.572	274.1	41:56.590						
15	2	2:06.331	40.478	30.841	55.012	277.6	46:00.013	15	2	2:03.653	37.412	30.941	55.300	279.8	44:00.243						
16	2	2:11.916	36.588	30.829	1:04.499	275.5	48:11.929	16	2	2:05.161	37.886	31.519	55.756	273.4	46:05.404						
17	3	4:53.154	3:18.075	31.136	1:03.943	275.5	53:05.083	17	2	2:04.168	37.649	31.356	55.163	276.2	48:09.572						
18	3	2:04.506	37.565	30.961	55.980	274.8	55:09.589	18	2	2:12.672	37.471	31.336	1:03.865	277.6	50:22.244						
19	3	2:04.054	37.280	31.011	55.763	274.8	57:13.643	19	1	4:56.601	3:12.938	32.053	1:11.610	276.2	55:18.845						
20	3	2:03.665	37.191	30.978	55.496	274.8	59:17.308	20	1	2:05.936	37.992	31.678	56.266	272.7	57:24.781						
21	3	2:03.818	37.204	31.130	55.484	269.3	1:01:21.126	21	1	2:03.842	37.849	31.283	54.710	276.2	59:28.623						
22	3	2:19.695	37.736	31.020	1:10.939	267.3	1:03:40.821	22	1	2:03.832	37.119	31.922	54.791	274.1	1:01:32.455						
23	2	5:24.390	3:58.086	31.061	55.243	273.4	1:09:05.211	23	1	2:02.969	37.123	31.071	54.775	274.1	1:03:35.424						
24	2	2:03.235	36.899	31.816	54.520	274.8	1:11:08.446	24	1	2:11.929	37.119	31.130	1:03.680	274.1	1:05:47.353						
25	2	2:02.403	36.995	30.756	54.652	277.6	1:13:10.849	25	2	8:56.933	7:30.294	31.330	55.309	274.8	1:14:44.286						
26	2	2:01.602	36.625	30.599	54.378	276.9	1:15:12.451	26	2	2:04.130	37.061	31.216	55.853	275.5	1:16:48.416						
27	2	2:01.873	36.577	30.726	54.570	275.5	1:17:14.324	27	2	2:07.105	38.850	31.480	56.775	277.6	1:18:55.521						
28	2	2:11.105	37.044	30.679	1:03.382	276.9	1:19:25.429	28	2	2:04.109	37.246	31.184	55.679	274.1	1:20:59.630						
								29	2	2:12.181	37.052	31.117	1:04.012	275.5	1:23:11.811						
								30	1	3:10.982	1:44.112	31.071	55.799	275.5	1:26:22.793						
								31	1	2:03.846	37.072	31.924	54.850	275.5	1:28:26.639						
								32	1	2:02.653	36.911	30.936	54.806	276.2	1:30:29.292						



Computerised results and timing service
4 HOURS OF PAUL RICARD
EUROPEAN LE MANS SERIES
Free Practice 1
Weather Report



Track Status: **DRY**